

September 2022

Colorado Department of Public Safety

Division of Criminal Justice

Office for Victims Programs



COLORADO
Division of Criminal Justice
Department of Public Safety



Colorado Crime Victim Compensation

Program Report

2021 Federal Fiscal Year

Financial assistance for victims of violent crimes

Office for Victims Programs

Mission

Improve the physical and emotional recovery of Colorado's crime victims
and
Restore victims' confidence in the criminal justice system

Stan Hilkey

Department of Public Safety Executive Director

Joe Thome

Division of Criminal Justice Director

Kelly Kissell

Office for Victims Programs Manager

Lee Hetteema

Financial Grant Specialist

Sara Delfin

Administrative Assistant III

Kate Horn-Murphy

State Crime Victim Compensation & Local VALE Administrator

COLORADO DEPARTMENT OF PUBLIC SAFETY
DIVISION OF CRIMINAL JUSTICE OFFICE FOR VICTIMS PROGRAMS
700 KIPLING STREET, SUITE 1000
DENVER, CO 80215

PHONE: 303-239-5719 / TOLL FREE 1-888-282-1080

FAX: 303-239-5743

WEBSITE: dcj.colorado.gov/crime-victim-compensation

For accommodations, including requesting this information in an alternate format, please contact the Office for Victims Programs at (303) 239- 5719 or cdps.ovpconnect@state.co.us.

Table of Contents

Colorado Crime Victim Compensation FFY 21 Annual Report Executive Summary	1
FFY 2021 Colorado Top 5 CVC Service Expenditures	1
FFY 2021 Statewide Top 5 Crime Type Expenditures	1
Colorado CVC Programs Ability to Meet Crime Victim Needs	2
FFY CVC State Revenue and Total Expenditures.....	2
Colorado Crime Victim Compensation Program Statutory Structure	3
Colorado CVC Statutory Eligibility Requirements	3
Colorado CVC Statutory Allowable Crime Related Losses	4
Colorado Crime Victim Compensation Program Operations	4
Colorado Crime Victim Compensation Claim Demographics.....	4
Colorado Judicial District Map	6
Colorado CVC Administrators.....	7
Colorado Crime Victim Compensation Funding Sources	8
State Criminal Fines and Surcharges	8
Restitution	8
Other Revenue Sources	9
Federal Grant Funds.....	9
FFY 2021 American Rescue Act Plan Funds.....	9
Colorado Crime Victim Compensation State Revenue FFY 2021	10
Federal Victims of Crime Act (VOCA)	11
Colorado VOCA CVC Supplemental Grant Funds Overview.....	11
Supplemental VOCA (CVC) Funds Received by OVP for Local CVC Programs.....	12
Federal (VOCA) CVC Funds OVP Application and Award Process.....	12
VOCA CVC Funds Colorado Allocations (Sub-Grants)	13
Colorado CVC Fund Expenditures Overview	13
Average FFY Payments for FFY 17 - FFY 21.....	14
Colorado Compensable Crime Categories	15
FFY 2021 Colorado CVC Crimes Percentages Paid	15
FFY 2021 Colorado CVC Crimes Dollar Amounts Paid	15
Colorado Compensable Service Types.....	16
FFY 2021 Colorado CVC Services Percentages Paid	16
FFY 2021 Colorado CVC Services Dollar Amount Paid.....	16
Colorado Crime Victim Compensation Individual Judicial Districts	17
1st Judicial District.....	18

2 nd Judicial District	20
3 rd Judicial District	22
4 th Judicial District	24
5 th Judicial District	26
6 th Judicial District	28
7 th Judicial District	30
8 th Judicial District	32
9 th Judicial District	34
10 th Judicial District.....	36
11 th Judicial District.....	38
12 th Judicial District.....	40
13 th Judicial District.....	42
13 th Judicial District.....	43
14 th Judicial District.....	44
15 th Judicial District.....	46
16 th Judicial District.....	48
17 th Judicial District.....	50
18 th Judicial District.....	52
19 th Judicial District.....	54
20 th Judicial District	56
21 st Judicial District	58
21 st Judicial District	59
22 nd Judicial District	60
Colorado Crime Victim Compensation Contact Information.....	i

Colorado Crime Victim Compensation FFY 21 Annual Report

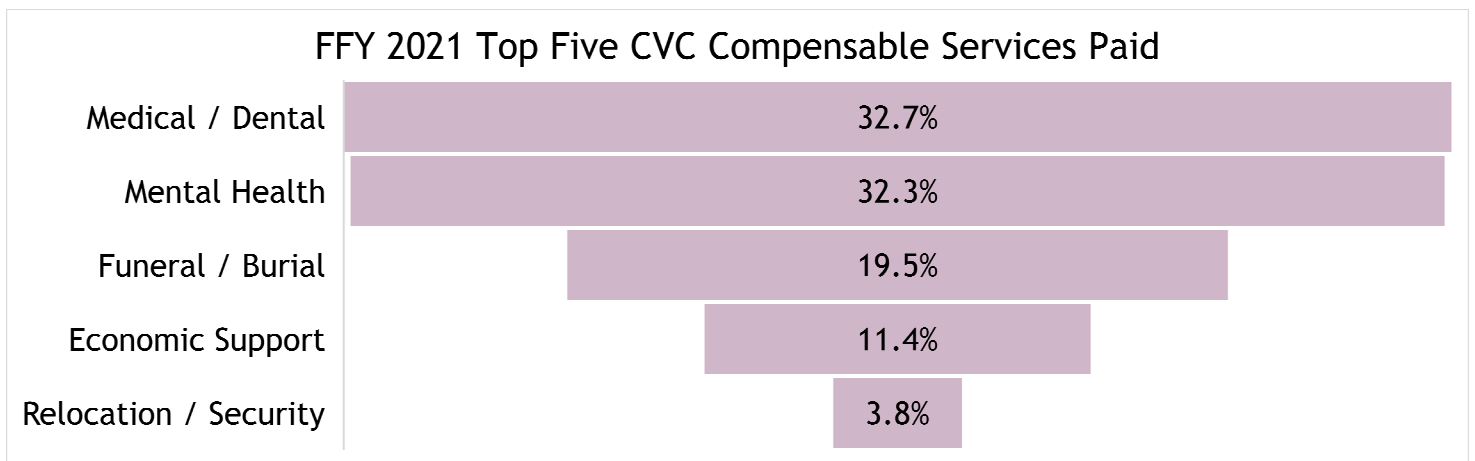
Executive Summary

Nationwide, Colorado is 6th in the total amount of Crime Victim Compensation (CVC) funds disbursed though it is the 22nd most populous state. As one of only two states with a decentralized Crime Victim Compensation program structure, local Colorado judicial district CVC programs assisted more victims in Federal Fiscal Year 2021 (FFY21) than 44 other states across the country. (Source: OVC 2021 Federal CVC Grant Formula Chart). The federal fiscal year begins on October 1 of each year through September 30 of the next year.

- ❖ \$10,448,475 = funds paid by local CVC Programs for tangible financial losses incurred by 8,120 victims of crime. Crime related expenses incurred by domestic violence victims, and their children, consistently account for 25% of all CVC funds paid across the state. Crime related expenses incurred by child victims of neglect, physical and sexual abuse account for another 31% of all CVC funds paid across the state.
- ❖ \$8,344,228 = funds collected for local CVC program expenditures. This is an approximate 3% decrease from FFY20.

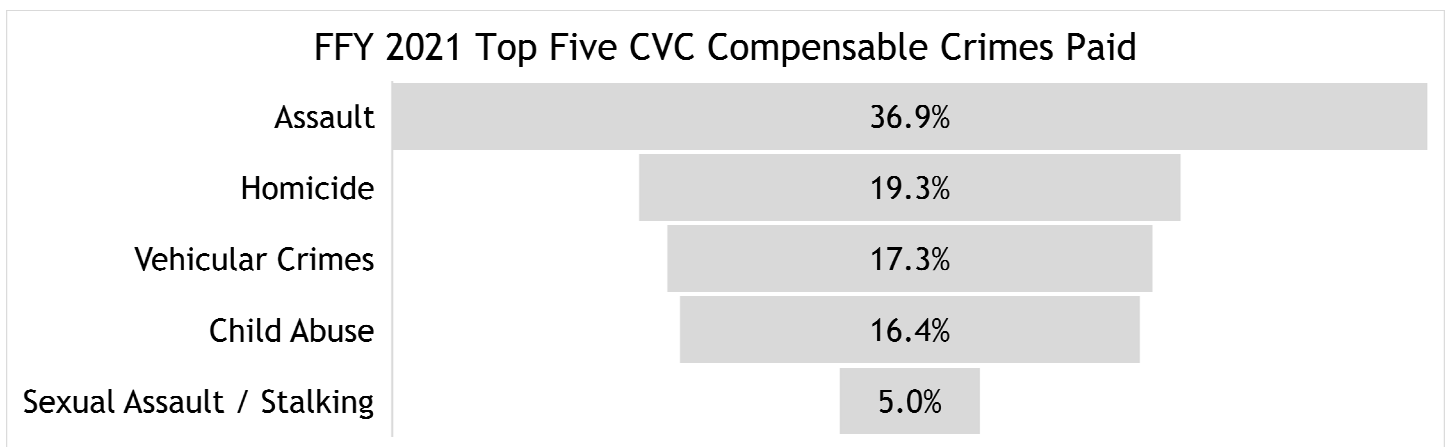
FFY 2021 Colorado Top 5 CVC Service Expenditures

Figure 1 highlights the top five CVC compensable services paid in FFY21.



FFY 2021 Statewide Top 5 Crime Type Expenditures

Figure 2 highlights the top 5 compensable crimes paid with FFY21 CVC Funds.



Colorado CVC Programs Ability to Meet Crime Victim Needs

Pursuant to state statute, funds for local CVC programs are assessed and collected from offenders who are convicted of, or receive a deferred sentence for felony and misdemeanor crimes as well as specific traffic offenses. Local district, county and traffic court assessed surcharges, as well as court ordered restitution collected, are the **sole funding sources for 78% of the revenue available** to local CVC programs. Local CVC programs *do not receive funds from the state general fund*, which supports other basic state-funded services, such as K-12 education, prisons, courts, and public assistance. This primary funding source has **declined significantly at a rate of ~17% per year** beginning with FFY19. On average, over the past decade, **annual state revenue collected for local CVC programs is sufficient for only 76% of the tangible financial losses** submitted by victims for payment to CVC Programs.

Colorado receives federal Victim of Crime Act (VOCA) CVC grant funds from the Office for Victims of Crime (OVC). These funds are critical to supplement local CVC programs for payment of the 24% of tangible financial losses that exceed local judicial district revenue. VOCA CVC grant funds are contracted for use over a three-year period and administered for the state by the Office for Victims Programs (OVP). VOCA CVC grant funds have provided an FFY average of \$2,978,741 supplemental funds for local CVC programs.

Figure 3 demonstrates that over the past ten years, local CVC programs received an average of **\$3,027,262 (24%) more in requests than funds available each federal fiscal year**.

FFY CVC State Revenue and Total Expenditures

Table 1 FFY CVC State Revenue and Total Expenditures - Difference by Dollar Amount and Percent

*Total State expenditures includes both state revenue and federal CVC grant funds

FEDERAL FISCAL YEAR	TOTAL STATE REVENUE (\$)	TOTAL STATE EXPENDITURES *	DIFFERENCE STATE REVENUE AND EXPENDITURES	% STATE REVENUE LESS THAN CVC PROGRAM EXPENDITURES
2021	\$8,344,228	\$10,448,475	\$2,104,247	@20% less
2020	\$8,623,647	\$11,020,123	\$2,396,476	@22% less
2019	\$10,549,733	\$12,475,251	\$1,925,518	@15% less
2018	\$12,831,764	\$15,081,176	\$2,249,412	@15% less
2017	\$12,989,877	\$17,111,455	\$4,171,578	@24% less
2016	\$10,633,325	\$14,471,950	\$3,838,625	@27% less
2015	\$9,835,452	\$13,177,097	\$3,341,645	@25% less
2014	\$9,224,546	\$13,325,120	\$4,100,574	@31% less
2013	\$9,545,558	\$13,544,227	\$3,998,669	@30% less
2012	\$9,268,566	\$13,603,164	\$4,334,598	@32% less

Colorado Crime Victim Compensation Program Statutory Structure

Legislation creating the Crime Victim Compensation fund was passed by the Colorado General Assembly in 1981. The legislation established a funding mechanism to assist crime victims with tangible expenses incurred because of a criminal act committed after July 1, 1982 through crime victim compensation programs established in each of Colorado's 22 judicial districts. The statute outlines service categories that may be considered for payment related to specific crimes committed after July 1, 1982. Each judicial district is responsible for the administration, financial management, and decisions regarding its victim compensation funds.

The Victims of Crime Act (VOCA) of 1984 provided federal grant funding to supplement local Colorado Crime Victim Compensation (CVC) funds in judicial districts where local funds are insufficient to meet the needs of crime victims. Colorado has received federal (VOCA) CVC grant funds to supplement state crime victim compensation program CVC fund disbursements since 1985. Federal CVC funds are administered by the Office for Victims Programs, located in the Division of Criminal Justice, Colorado Department of Public Safety. The application process for federal CVC grant funds is non-competitive. Federal CVC grant awards are based upon an actuarial based formula used to determine the target fund balance of each judicial district. Federal CVC grant funds are passed through, or sub-granted, by OVP to local judicial district Crime Victim Compensation Programs.

The Crime Victim Services Advisory Board (Advisory Board) is responsible for the development of, revisions to, and compliance with the *Standards for the Administration of Crime Victim Compensation Programs (Standards)*. The *Standards* were established in 1992 and have been amended periodically.

Colorado CVC Statutory Eligibility Requirements

- ❖ Being a victim of an eligible crime, which occurred on or after July 1, 1982
- ❖ Reporting the crime to law enforcement within 72 hours;
- ❖ Documentation of financial losses directly related to the reported crime;
- ❖ CVC application filed within one year of the crime; (within six months for eligible property crimes);
- ❖ Demonstration of cooperation with the law enforcement investigation and prosecution of the case (if applicable);
- ❖ Demonstration that the Injury and/or death of the victim was not substantially attributable to the victim's involvement in a wrongful act and/or substantially provocative at the time of the crime.

Note: C.R.S. §24-4.1-108 (2) allows a Board to waive any of these requirements in the interest of justice, if the Board finds that is required.

Colorado CVC Statutory Allowable Crime Related Losses

Losses are verified to be directly related to the compensable crime are eligible for payment to a service provider and/or reimbursement for out-of-pocket expenses. CVC funds may be approved for up to \$30,000 for out-of-pocket expenses not covered by a victim's insurance or other collateral sources. Many, but not all, local judicial districts may also approve up to \$2,000 for emergency assistance. CVC statutory losses include:

- ❖ Medical and dental expenses;
- ❖ Mental health expenses;
- ❖ Economic support (lost wages; loss of support to dependents);
- ❖ Funeral/burial expenses;
- ❖ Repair or replacement of doors, locks and/or windows of residential property; and
- ❖ Rekeying of a motor vehicle or other locks necessary to ensure a victim's safety.

Colorado Crime Victim Compensation Program Operations

Colorado's decentralized system establishes a separate Crime Victim Compensation (CVC) program in each of the state's 22 judicial districts. Per Colorado statute, victims are eligible to file an application for compensation assistance in the judicial district where the crime occurred.

In Colorado, out-of-pocket expenses directly related to a crime that are not covered by a victim's insurance or other collateral sources may be considered for payment by CVC programs up to a maximum of \$30,000. Pursuant to both state and federal statutes, CVC programs are the "payer of last resort." For that reason, CVC programs require that victims apply for all other sources of payment available to them prior to receiving Crime Victim Compensation funds.

Some CVC programs are not able to provide crime victim compensation funds up to the \$30,000 statutory limit. This is due to the significantly high number of applications for assistance received by the program, as well as the finite revenue collected in the judicial district. Additional information regarding a specific CVC program is available by contacting the judicial district CVC Program Administrator.

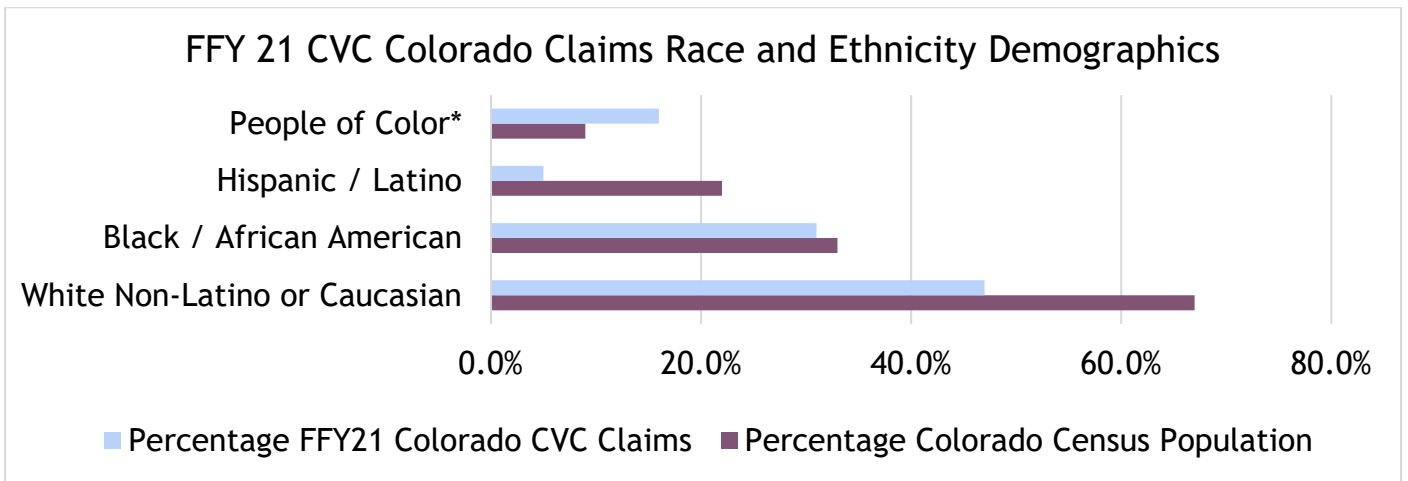
Contact information for local judicial district CVC Program Administrators can be found on page 12 of this report or at

<https://dcj.colorado.gov/dcj-offices/victims-programs/crime-victim-compensation>

Colorado Crime Victim Compensation Claim Demographics

In this report, page 5 provides information regarding aggregate demographics of FFY21 CVC claims received statewide compared to the 2020 Colorado Census Demographics. Individual judicial district percentages for FFY21 demographics CVC claims can be found on pages 18 thru 61.

Figure 3 FFY21 Colorado CVC Claim Race and Ethnicity Demographics



*People of Color Not Identifying as Black or Hispanic

Figure 4 FFY21 Colorado CVC Claim Gender Demographics

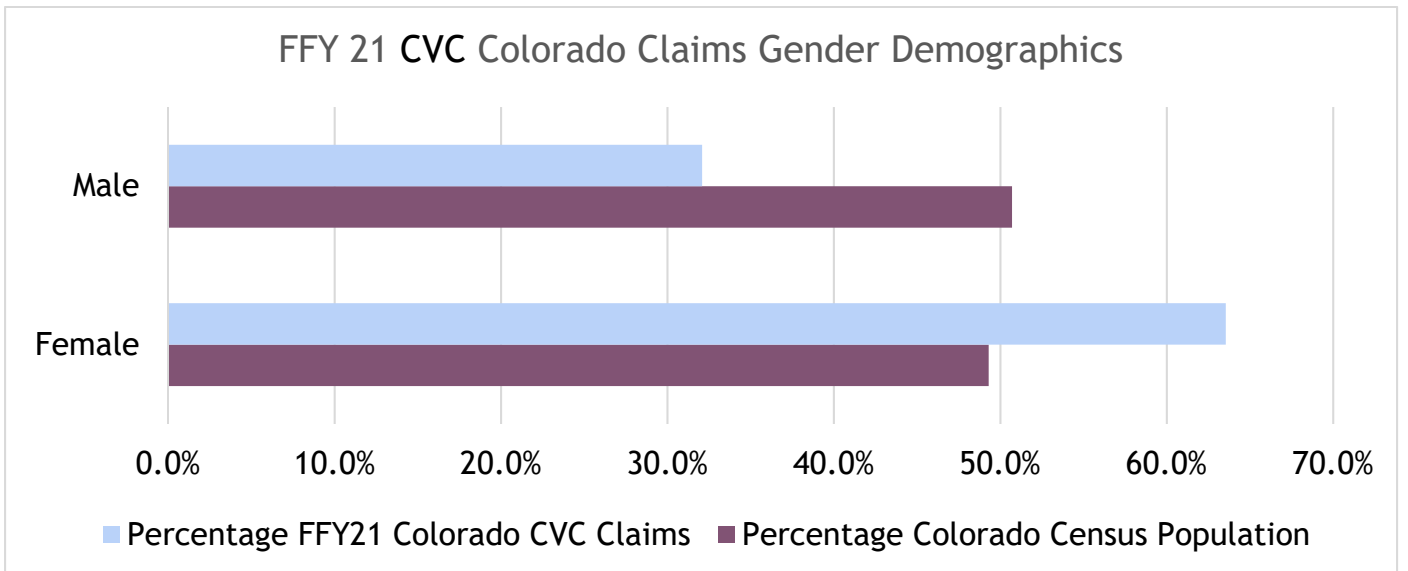
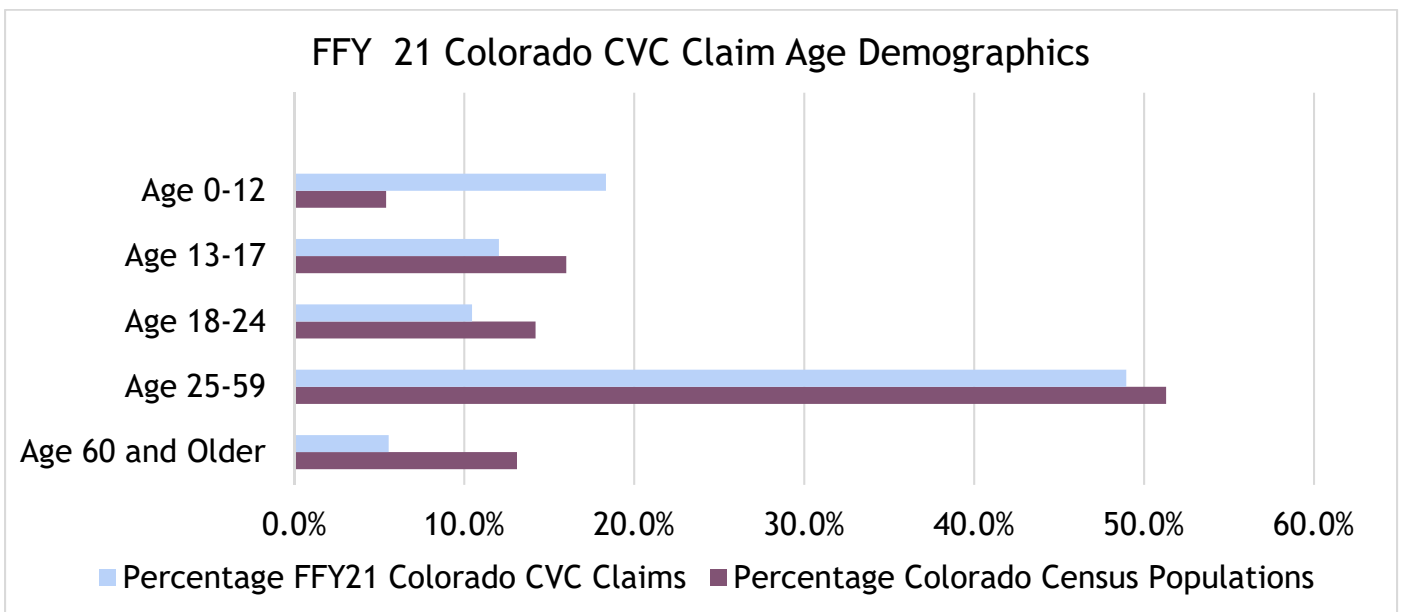


Figure 5 FFY21 Colorado CVC Claim Age Demographics

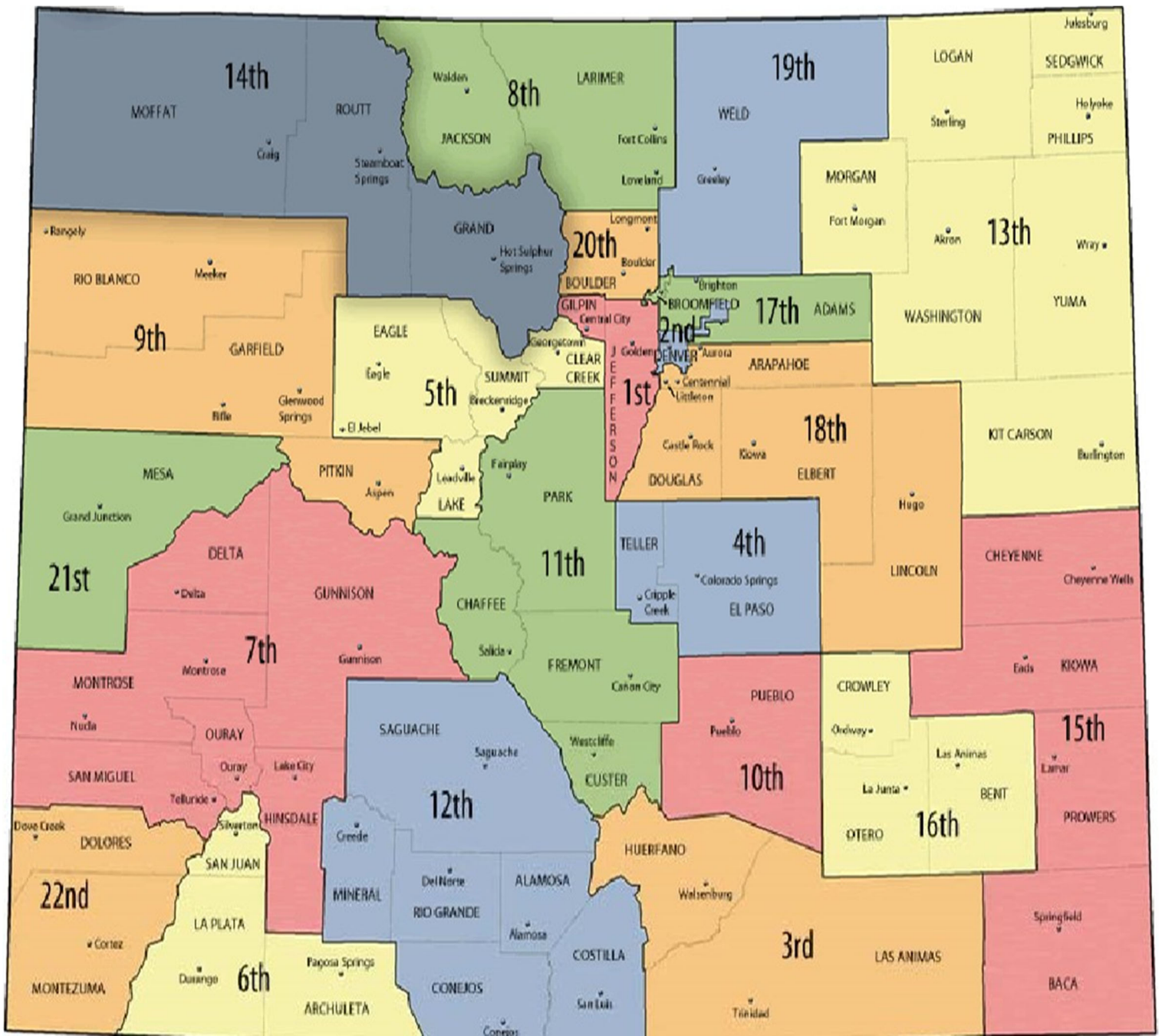


Colorado Judicial District Map

Contact information and an interactive map of local judicial district CVC Program Administrators can be found:

<https://dcj.colorado.gov/dcj-offices/victims-programs/crime-victim-compensation>

Figure 9 Map of Judicial Districts of Colorado



Colorado CVC Administrators

First Judicial District

Ms. Valarie Van Kam
District Attorney's Office
500 Jefferson County Parkway
Golden, CO 80401-6020
(303) 271-6746
Fax (303) 271-6785
E-mail: da-cvc@jeffco.us

Second Judicial District

Ms. Latoya Thorne
District Attorney's Office
201 W. Colfax, Dept. 801
Denver, CO 80202
(720) 913-9253
Fax (720) 913-9035
E-mail: latoya.thorne@denverda.org

Third Judicial District

Ms. Kendra Torres
District Attorney's Office
200 E. 1st Street, Suite 202
Trinidad, CO 81082
(719) 967-1068
Fax (719) 845-1632
E-mail: ktorres@3rdjudicial.org

Fourth Judicial District

Ms. Amber Holland
District Attorney's Office
105 East Vermijo, Suite 111
Colorado Springs, CO 80903
(719) 520-6000
Fax (719) 520-6172
E-mail:
daovictimcompensation@elpasoco.com

Fifth Judicial District

Christine Watson
District Attorney's Office
P. O. Box 295
Eagle, CO 81631
(970) 337-3706
Fax (970) 328-1016
E-mail: cwatson@da5.us

Sixth Judicial District

Ms. Jane Foy
District Attorney's Office
1060 Main Avenue
P.O. Drawer 3455
Durango, CO 81302
(970) 247-8850
Fax (970) 259-0200
E-mail: jane.foy@co.laplata.co.us

Carol Little (970) 382-6339
E-mail: carol.little@co.laplata.co.us

Seventh Judicial District

Ms. Eleasha Cervantes
Montrose County Justice Center
1140 N. Grand Ave. #200
Montrose, CO 81401
(970) 252-4266
Fax (970) 252-4270
E-mail: eleasha.cervantes@co7da.org

Eighth Judicial District

Ms. Candace Smith
District Attorney's Office
201 La Porte Ave., Ste. 200
Ft. Collins, CO 80521-2763
(970) 498-7290
Fax (970) 498-7250
E-mail: smithcr@co.larimer.co.us

Ninth Judicial District

Mr. Steve Aurand
District Attorney's Office
109 8th St., Ste. 308
Glenwood Springs, CO 81601
(970) 384-3517
Fax (970) 945-1304
E-mail: saurand@9daco.org

Tenth Judicial District

Ms. Florence Hunt
District Attorney's Office
701 Court Street
Pueblo, CO 81003
(719) 583-6092
Fax (719) 583-6666
E-mail: hunt@co.pueblo.co.us

Eleventh Judicial District

Ms. Sheri Warnock
District Attorney's Office
136 Justice Center Road, Rm 203
Canon City, CO 81212
(719) 269-0170
Fax (719) 269-0180
E-mail: swarnock@da11thjd.org

Twelfth Judicial District

Ms. Tammy Rogers
District Attorney's Office
426 San Juan Avenue
Alamosa, CO 81101
(719) 589-3691
Fax (719) 589-2734
E-mail: tmrogers@da12.state.co.us

Thirteenth Judicial District

Ms. Jill Olsen
District Attorney's Office
400 Warner Street
Fort. Morgan, CO 80701
(970) 542-3473
Fax (970) 542-3421
E-mail: jolsen@13thda.com

Fourteenth Judicial District

Ms. Donna Zulian
District Attorney's Office
221 W. Victory Way, Ste. 302
Craig, CO 81625
(970) 629-0485
Fax (970) 824-9190
E-mail: dzulian@14da.org

Fifteenth Judicial District

Ms. Tammy Williams
District Attorney's Office
Crime Victim Comp Admin
110 E. Oak Street
Lamar, CO 81052
(719) 336-7446
Fax (719) 336-2759
E-mail:
tammy.williams@southeastcolorado.net

Sixteenth Judicial District

Ms. Crystal Barnhart
District Attorney's Office
323 Santa Fe, Suite 201
La Junta, CO 81050-0928
(719) 384-8786
Fax (719) 384-7330
E-mail: cbarnhart@da16co.gov

Seventeenth Judicial District

Ms. Tonya Isenbart
District Attorney's Office
1000 Judicial Center Dr., Ste. 100
Brighton, CO 80601
(303) 835-5791
Fax (303) 835-5575
E-mail: tisenbart@da17.state.co.us

Eighteenth Judicial District

Ms. Wendy Buter
District Attorney's Office
6450 S. Revere Parkway
Centennial, CO 80111-6492
(720) 874-8607
Fax (720) 874-8523
E-mail: wbuter@da18.state.co.us

Nineteenth Judicial District

Ms. Karol Patch
District Attorney's Office
915 10th Street
P.O. Box 1167
Greeley, CO 80632
(970) 356-4010 X4748
Fax (970) 352-8023
E-mail: kpatch@co.weld.co.us

Twentieth Judicial District

Ms. Kim Stalnacker
District Attorney's Office
Boulder County Courts Bldg.
1035 Kimbark Street
Longmont, CO 80501
(303) 682-6801
Fax (303) 682-6711
E-mail: kstalnacker@bouldercounty.org

Twenty-First Judicial District

Ms. Jennifer Ballagh
District Attorney's Office
125 North Spruce Street, 2nd Floor
P.O. Box 20,000-5031
Grand Junction, CO 81502
(970) 244-1737
Fax (970) 244-1729
E-mail: jennifer.ballagh@mesacounty.us

Twenty-Second Judicial District

Ms. Ashli Wagaman
District Attorney's Office
103 N. Chestnut Street
Cortez, CO 81321
(970) 564-2755
Fax (970) 565-9396
E-mail:
awagaman@co.montezuma.co.us

Colorado Crime Victim Compensation Funding Sources

State Criminal Fines and Surcharges

Crime Victim Compensation Programs in Colorado’s 22 judicial districts receive funding from fines and surcharges assessed, and collected, at both the state and federal level. State funding refers to fines and surcharges collected, and disbursed, at the local judicial district level. State CVC funds are collected from offenders who are convicted of, or receive a deferred sentence for, crimes and/or traffic offenses classified as follows:

Felony	\$163.00
Misdemeanor	\$78.00
Class 1 Misdemeanor Traffic Offenses	\$46.00
Class 2 Misdemeanor Traffic Offenses	\$33.00
Class A or class B traffic infraction - as delineated in C.R.S. §24-4.1-119 (f)(I) and C.R.S. §42-4-1701 (4). <i>(Fees vary as to the type of infraction.)</i>	

Restitution

Restitution is based on monetary losses suffered by the victim as a result of the crime. At the time of sentencing, the court may order a defendant to pay restitution to any person(s) who have documented a financial loss as a result of the crime. Since a case must reach a final disposition for the court to order restitution, victims may not be awarded restitution for a year or more. Crime Victim Compensation Programs are usually able to provide tangible, financial assistance to crime victims to meet immediate needs within 45 days of receiving a completed CVC application.

The Court may order a defendant to repay the Crime Victim Compensation fund for expenses paid to a victim or service provider on behalf of the victim. In effect, the offender is reimbursing the CVC fund for some or all of the dollars awarded to assist the victim. This holds the offender accountable for his/her criminal actions.

It is important to note that the majority of CVC claims handled by local judicial districts will not result in a criminal case conviction as the CVC statute does not require an arrest, prosecution and/or conviction in order to assist a victim with financial losses related to a crime.

Restitution varies as a revenue source for CVC programs in Colorado. Across the state, court ordered restitution for losses paid by CVC programs is a revenue source for @ 22% of available funds. Differential funding of local collection programs operating out of the state judicial department in each judicial district have a significant impact on the amount of restitution received by CVC programs.

Other Revenue Sources

Each year judicial districts receive additional revenue to their crime victim compensation fund in the form of interest earned on the state dollars collected, refunds from collateral sources and donations to the fund. Local judicial districts may also receive a portion of restitution payments made by defendants and not claimed by the intended recipient (Unclaimed Restitution) pursuant to C.R.S. §16-18.5-109(3).

Federal Grant Funds

Federal grant funds refer to Victims of Crime Act (VOCA) crime victim compensation (CVC) grant funds which are awarded to the states by the U.S. Department of Justice, Office for Victims of Crime. Federal CVC grant funds come from fines and penalties levied upon federal criminal defendants. Pursuant to state statute, the Division of Criminal Justice administers federal crime victim compensation grant funds as “pass through” funds to local judicial districts through a sub-grant process. Recipients of federal grant funds are determined based upon an individual judicial district crime victim compensation programs’ financial need and spending patterns. Historically, the number of local judicial districts eligible to apply for and receive these monies has been limited.

FFY 2021 American Rescue Act Plan Funds

Both CVC, local and state Victim & Witness Assistance and Law Enforcement (VALE) funds rely primarily upon surcharges assessed at the local level after an individual has pled guilty to or been convicted of a crime. During the pandemic, there was a significant decrease in the collection of court costs and surcharges and as a result, funding for CVC programs was negatively impacted at the local level. On March 11, 2021 the federal government enacted the “American Rescue Plan Act of 2021” (ARPA) to provide support to state, local, and tribal governments in responding to the impact of the COVID-19 public health emergency and to assist them in their efforts to contain the effects of the COVID-19 public health emergency on their communities, residents, and businesses.

As part of the federal act, Colorado received \$3,828,761,790 from the federal coronavirus state and local fiscal recovery fund (SLFRF) to be used for specific purposes identified in the federal act. This act allocated a total of \$15 million to be appropriated for victim's services programs and purposes related to populations that have been disproportionately negatively affected by the COVID-19 public health emergency, including those affected by domestic violence, sexual assault, and violence generally. The money was appropriated from the economic recovery and relief cash fund using money from the federal coronavirus state and local fiscal recovery fund.

For the 2021-22 state fiscal year, the act appropriated \$1,500,000 from the economic recovery and relief cash fund to the Colorado Department of Public Safety to be used by the Division of Criminal Justice for state crime victim compensation programs. All allocated ARPA funds for CVC programs had to be fully expended by June 30, 2022.

DCJ works closely with the 22 local victim compensation programs to assess their financial needs on a regular basis. ARPA funds were used to fill the gap in the loss of revenue for local CVC programs. When a local CVC program has a fund balance that is not keeping pace with the needs in that judicial district, a federal CVC grant agreement is executed with that program to provide them with supplemental federal funds to meet the needs. ARPA funds were awarded to the local judicial district CVC programs in the same manner as federal CVC grant funds.

Colorado Crime Victim Compensation State Revenue FFY 2021

Table 2 shows FFY 2021 data provided by the State Court Administrator Office (SCAO)

STATE REVENUE BY JUDICIAL DISTRICT OCTOBER 1, 2020 TO SEPTEMBER 30, 2021										
JD	Fines (1)	Interest (2)	Dept. of Revenue (3)	Eligible DA Admin Fund* (4)	Eligible Court Admin Fund* (5)	Revenue After Deductions (6)	Restitution (7)	Unclaimed Restitution & Donations (8)	Refunds (9)	Amount to Program (10)
1st	539,336.15	69.05	39,315.37	\$57,872.06	\$14,468.01	\$506,380.50	\$240,780.58	\$50,961.87	(\$53,825.04)	\$744,297.91
2nd	506,639.50	42.24	16.00	\$50,669.77	\$12,667.44	\$443,360.52	\$447,596.61	\$7,972.60	(\$25,230.46)	\$873,699.27
3rd	35,790.81	141.51	18,615.55	\$5,454.79	\$1,363.70	\$47,729.39	\$17,599.46	\$0.00	\$0.00	\$65,328.85
4th	824,306.61	943.71	65,618.64	\$89,086.90	\$22,271.72	\$779,510.34	\$334,020.92	\$0.00	(\$50,725.07)	\$1,062,806.19
5th	151,411.44	127.25	54,296.80	\$20,583.55	\$5,145.89	\$180,106.05	\$95,066.90	\$0.00	(\$3,088.14)	\$272,084.81
6th	80,323.45	526.81	13,863.80	\$9,471.41	\$2,367.85	\$82,874.80	\$36,133.52	\$215.53	(\$877.59)	\$118,346.26
7th	130,191.42	161.13	32,985.30	\$16,333.79	\$4,083.45	\$142,920.62	\$29,946.10	\$0.00	(\$8,598.61)	\$164,268.11
8th	432,192.37	4,648.50	32,985.40	\$46,982.63	\$11,745.66	\$411,097.99	\$251,192.20	\$7,675.46	(\$9,848.70)	\$660,116.95
9th	104,466.33	233.48	20,534.30	\$12,523.41	\$3,130.85	\$109,579.85	\$92,413.28	\$0.00	\$0.00	\$201,993.13
10th	227,839.43	433.47	8,111.40	\$23,638.43	\$5,909.61	\$206,836.26	\$75,548.88	\$15,074.97	(\$12,309.06)	\$285,151.05
11th	107,588.53	210.38	27,895.00	\$13,569.39	\$3,392.35	\$118,732.17	\$37,035.15	\$0.00	(\$60.98)	\$155,706.34
12th	67,498.91	922.14	26,414.50	\$9,483.56	\$2,370.89	\$82,981.11	\$20,915.86	\$0.00	(\$385.34)	\$103,511.63
13th	134,245.36	855.20	45,050.00	\$18,015.06	\$4,503.76	\$157,631.74	\$71,642.88	\$0.00	(\$60.00)	\$229,214.62
14th	60,448.62	796.38	19,551.10	\$8,079.61	\$2,019.90	\$70,696.59	\$25,675.98	\$0.00	\$0.00	\$96,372.57
15th	54,656.30	731.69	20,554.75	\$7,594.27	\$1,898.57	\$66,449.90	\$2,196.49	\$15.81	\$0.00	\$68,662.20
16th	48,873.03	33.84	8,194.50	\$5,710.14	\$1,427.53	\$49,963.70	\$25,789.72	(\$8,695.66)	(\$277.80)	\$66,779.96
17th	533,796.95	255.14	25,522.50	\$55,957.46	\$13,989.36	\$489,627.77	\$334,135.02	\$2,322.94	(\$19,467.57)	\$806,618.16
18th	687,506.61	428.53	84,619.44	\$77,255.46	\$19,313.86	\$675,985.26	\$547,863.39	\$259,128.02	(\$388,247.08)	\$1,094,729.59
19th	364,552.12	810.62	47,279.70	\$41,264.24	\$10,316.06	\$361,062.14	\$192,055.46	\$0.00	(\$25,691.34)	\$527,426.26
20th	208,354.17	574.59	10,542.40	\$21,947.12	\$5,486.78	\$192,037.27	\$94,838.13	\$0.00	(\$2,693.02)	\$284,182.38
21st	252,105.62	1,049.09	35,323.15	\$28,847.79	\$7,211.95	\$252,418.13	\$125,650.30	\$6,548.76	(\$2,811.92)	\$381,805.27
22nd	37,893.61	107.63	15,453.30	\$5,345.45	\$1,336.36	\$46,772.72	\$34,353.75	\$0.00	\$0.00	\$81,126.47
TOTAL	\$5,590,017.34	\$14,102.38	\$652,742.90	\$625,686.26	\$156,421.57	\$5,474,754.79	\$3,132,450.58	\$341,220.30	(\$604,197.72)	\$8,344,227.95

Federal Victims of Crime Act (VOCA)

Federal CVC grant funds are distributed to each state from the Crime Victims Fund established by the 1984 Victims of Crime Act (VOCA). VOCA CVC grant funds come from criminal fines, forfeited bail bonds, penalty fees and special assessments collected by U.S. Attorney Offices, U.S. Courts and the Bureau of Prisons. The Office for Victims of Crime (OVC), situated within the U.S. Department of Justice (DOJ), allocates a percentage of these funds collected to state CVC programs.

The Office for Victims Programs (OVP), located within the Colorado Division of Criminal Justice (DCJ), serves as the state department designated to administer VOCA CVC grant funds. The OVP is required to submit an annual federal CVC grant application and state certification form to OVC for VOCA CVC grant funds. In order to remain eligible to receive VOCA CVC grant funds, the OVP is also responsible for submitting quarterly and annual reports that adhere to the reporting requirements and procedures established by OVC. VOCA CVC grant funds administered by OVP are regularly monitored and audited routinely, by both internal and external entities including OVC, the Office of Inspector General (OIG) and the federal Office of the Chief Financial Officer (OCFO).

Federal CVC grant funds received fluctuate from year to year, depending upon the total amount of state CVC funds spent by local judicial districts. In 2021, Congress passed VOCA legislation which included changes resulting in significant increases in federal CVC supplemental grant funds to states. Most notably, the calculation used by OVC to determine Colorado's federal CVC grant award was changed from using 60% to using 75% of total allowable state CVC funds spent from the federal fiscal year two years prior to the current federal fiscal year. The other notable change was removing restitution collected from state CVC payments as revenue.

Colorado VOCA CVC Supplemental Grant Funds Overview

In Colorado, federal CVC grant funds supplement the statutory criminal conviction surcharge fees collected in individual local judicial districts for CVC expenditures for tangible losses incurred by victims of crime. Supplemental federal CVC grant funds are available to all 22 local judicial districts through a non-competitive application and award process.

OVP anticipated a significant decrease in the 2022 federal CVC grant award based upon the decrease in local CVC program expenditures during FFY 2020. However, the 2021 VOCA legislation changes passed by Congress averted this anticipated decrease. *The chart on the next page illustrates the role of federal CVC grant funds and CVC collections as compared to CVC expenditures over the past five years.*

Supplemental VOCA (CVC) Funds Received by OVP for Local CVC Programs

2021	\$7,168,700 (FFY 2019-20 \$11,020,123 expenditures)
2020	\$3,506,355 (FFY 2018-19 \$12,475,251 expenditures)
2019	\$3,920,175 (FFY 2017-18 \$15,081,176 expenditures)
2018	\$3,277,215 (FFY 2016-17 \$17,111,455 expenditures)
2017	\$3,433,680 (FFY 2015-16 \$14,471,950 expenditures)

Federal (VOCA) CVC Funds OVP Application and Award Process

The application and award process for VOCA CVC grant funds is non-competitive for local judicial districts seeking supplemental monies. The request to apply for VOCA CVC grant funds begins by the CVC Administrator at the local judicial district level contacting the OVP.

A local judicial district may contact the OVP at any time to make inquiry regarding the availability of, and to initiate the application process for, VOCA CVC grant funds. This generally happens when a local judicial district CVC program's fund balance has decreased based upon the difference between the dollar amount of compensation funds being collected and the dollar amount of compensation funds being expended over a period of time. This may also happen when a local judicial district experiences an incident of mass violence resulting in the need for compensation assistance that exceeds, or will exceed, available CVC funds.

OVP has put in place steps that ensure fair and equitable access for all judicial district CVC programs to apply for, and receive, VOCA CVC grant funds. VOCA CVC grant funds are considered and approved for a local judicial district CVC program utilizing the following information:

1. The CVC program's actual fund balance at the end of a reporting quarter; and
2. The CVC program's actual total revenue and expenditures for previous federal fiscal years.

These steps are followed for both the initial determination of a VOCA CVC grant fund award as well as requests for continued funding of a current award. The OVP moves forward applications for supplemental VOCA CVC grant funds when a local judicial district CVC program's revenue, and actual fund balance, is falling below the anticipated need for CVC assistance.

VOCA CVC Funds Colorado Allocations (Sub-Grants)

Table 3 FFY2021 VOCA CVC Grant Funds Allocated to Local Judicial Districts

JUDICIAL DISTRICT	FFY21 VOCA VC ALLOCATIONS
1 ST	\$825,000
2 ND	\$495,000
9 TH	\$73,153
17 TH	\$601,350
18 TH	\$250,000
20 TH	\$23,907

The dollar amount sub-granted to a local judicial district during a FFY may not equal the total of federal grant fund expenditures spent in the FFY. Federal VOCA CVC grant funds may be carried over into the next fiscal year.

Federal grant funds may also be considered for short-term and/or emergency stabilization of CVC funds in a local judicial district, such as a mass violence incident or significant decrease in collections. Antiterrorism and Emergency Assistance Program (AEAP) federal grant funds may be applied for from the Department of Justice Office for Victims of Crime to supplement available resources and services to communities responding to terrorist attacks and mass violence. More information about AEAP grant funds can be obtained on the OVC website at <https://ovc.ojp.gov/program/antiterrorism-and-emergency-assistance-program-aeap/overview>

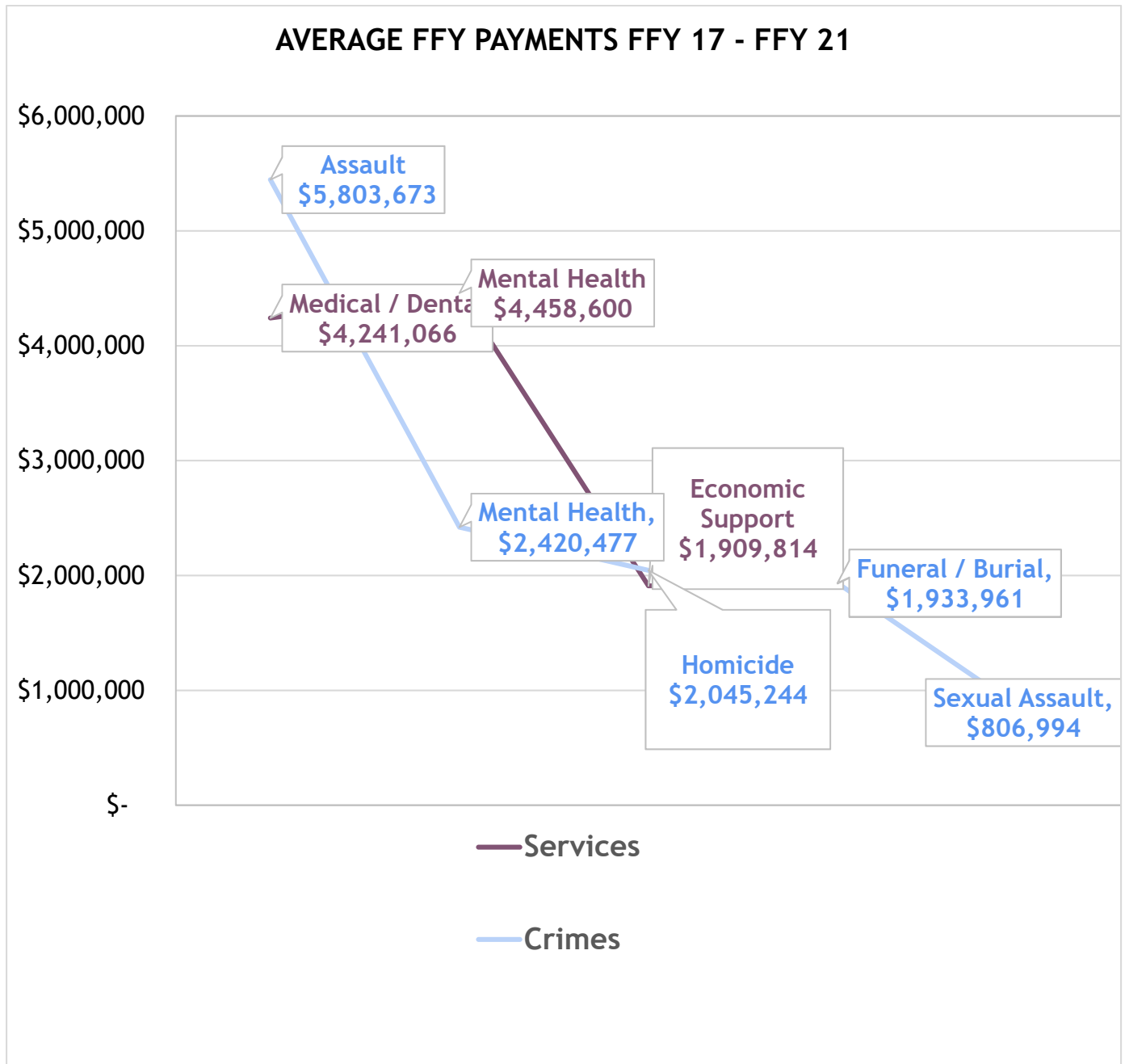
Colorado CVC Fund Expenditures Overview

Pursuant to statute CVC funds may be approved up to \$30,000 for out-of-pocket expenses not covered by a victim's insurance or other collateral sources. Revenue restrictions limit the ability of CVC programs to pay the statutory maximum for the majority of claims received.

The total of CVC funds paid statewide in FFY21 equates to an ***average FFY CVC claim payment of \$1,268 per crime victim paid from local court surcharges***. These funds allocated to the recovery of victims can be ***compared to the average annual FY expense of \$26,254 per inmate appropriated from Colorado general funds*** for medical expenses, mental health treatment, residential care in the care of Colorado Department of Corrections (SOURCE: Joint Budget Committee Staff Budget Briefing FY 20-21 Department of Corrections (DOC) prepared by DOC Staff 12/02/19).

Average FFY Payments for FFY 17 - FFY 21

Figure 10 outlines the average dollar amounts paid statewide in the past five federal fiscal year for the top four compensable crimes and service categories

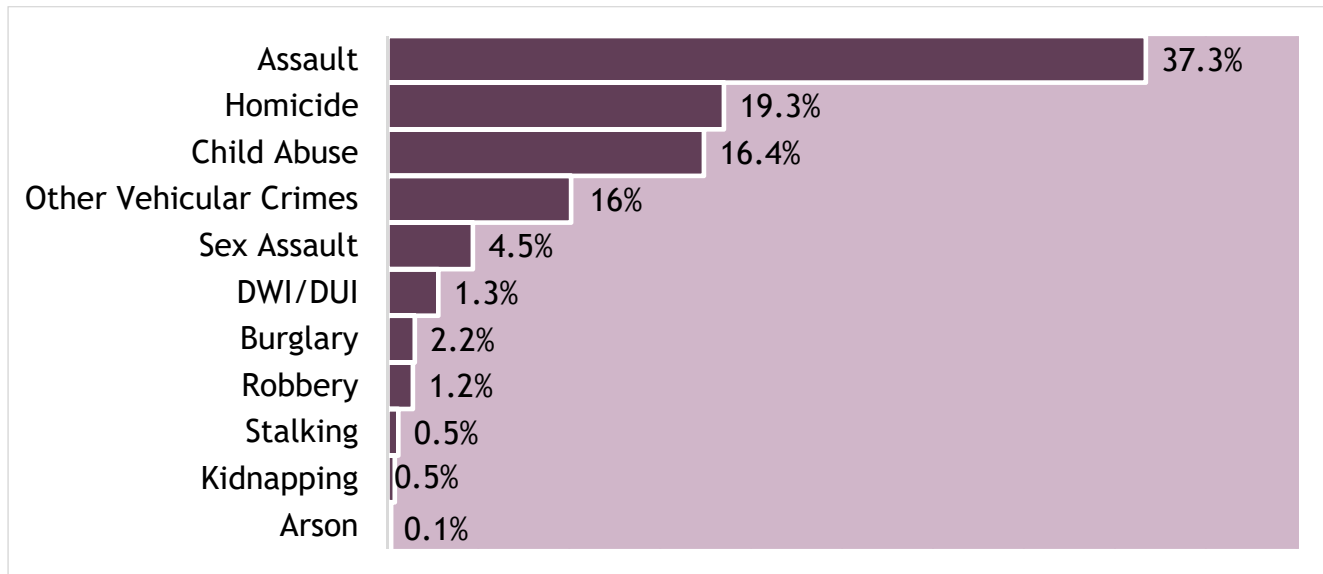


The following two pages provide a summary of funds paid by CVC programs during FFY 2021 by all compensable crime category and service types. Individual judicial district CVC program activity for FFY 2021 begins on page 18. For questions regarding individual CVC program activity, you may wish to contact the CVC Program administrator for the judicial district.

Colorado Compensable Crime Categories

FFY 2021 Colorado CVC Crimes Percentages Paid

Figure 11 shows payments related to assault accounted for 37.3% of all compensable crime payments. Homicide accounted for 19.3%, child abuse accounted for 16.4%, and other vehicular crimes accounted for 16%. All other crime type payments were less than 5%.



FFY 2021 Colorado CVC Crimes Dollar Amounts Paid

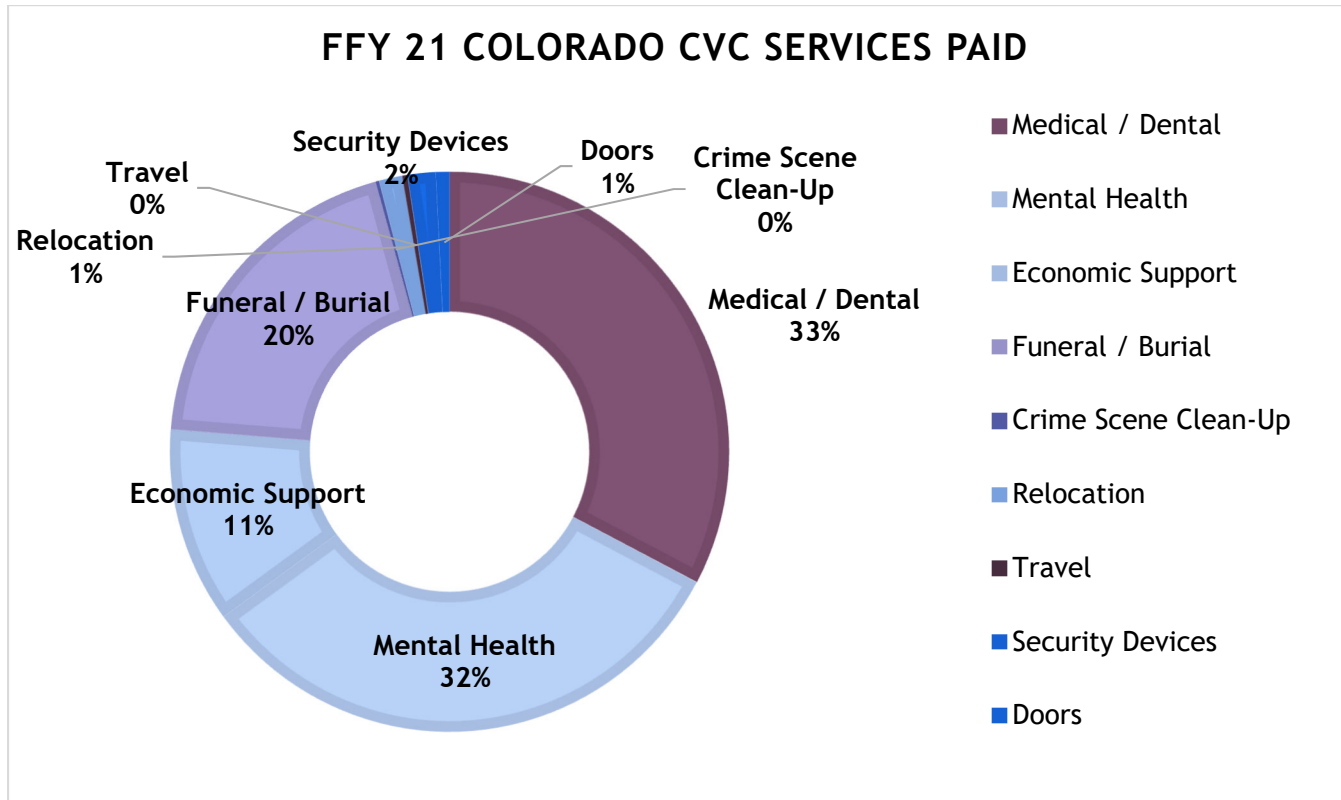
Table 4 shows total dollar amount and number of CVC claims paid by crime type, including the number of claims involving domestic violence (DV).

FFY 21 CVC CLAIM CRIMES PAID	NUMBER CVC CLAIMS PAID	NUMBER DV CLAIMS (OF TOTAL CLAIMS)	AMOUNT CVC CLAIMS PAID
Arson	18	1	\$12,246
Assault	3,069	1,481	\$3,776,212
Burglary	281	99	\$226,942
Child Abuse	2,496	94	\$1,697,540
Homicide	733	62	\$1,836,238
Human Trafficking	11	NOT TRACKED	\$9,843
Kidnapping	65	16	\$54,320
DWI / DUI	58	NOT TRACKED	\$114,722
Other Vehicular Crimes	330	NOT TRACKED	\$1,647,265
Robbery	154	0	\$130,436
Sexual Assault	543	116	\$462,345
Stalking	80	44	\$57,360
Other: Protection Order Violations	136	108	\$87,247
TOTAL COLORADO CVC CLAIMS PAID	7,975	2,021 DV	\$10,112,716

Colorado Compensable Service Types

FFY 2021 Colorado CVC Services Percentages Paid

Figure 12 shows payments related to mental health accounted for 33.1 % of total compensable service types and 32.8% for mental health assistance. Payments for funeral / burial expenses were 18.4% and economic support was 11.4%. All other service type payments were less than 2%.



FFY 2021 Colorado CVC Services Dollar Amount Paid

Table 5 shows total dollar amount paid by compensable CVC service.

FFY 21 CVC CLAIM SERVICES PAID	AMOUNT CVC FUNDS PAID
MENTAL HEALTH	\$3,418,247
MEDICAL / DENTAL	\$3,371,052
ECONOMIC SUPPORT	\$1,181,217
FUNERAL/BURIAL	\$2,033,301
CRIME SCENE CLEAN UP	\$21,117
RELOCATION	\$141,369
TRAVEL	\$31,785
SECURITY DEVICES (INCLUDES WINDOWS, LOCKS)	\$167,842
DOORS (REPAIR OR REPLACEMENT)	\$82,545
TOTAL COLORADO CVC FUNDS EXPENDED	\$10,448,475

Colorado Crime Victim Compensation Individual Judicial Districts

CVC Program Annual Reports

Federal Fiscal Year 2021

October 1, 2020 thru September 30, 2021

1st Judicial District Gilpin and Jefferson Counties

<https://firstda.co>

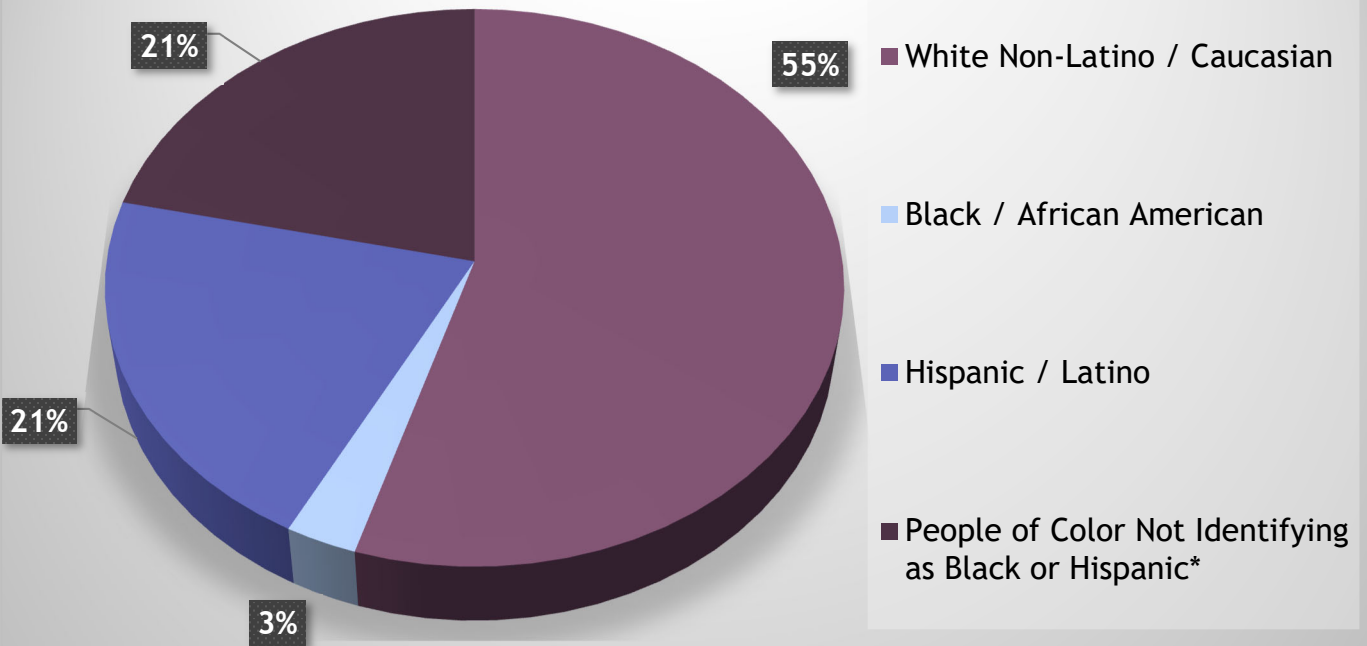
Program Administrator: **Valarie Van Kam**
Office of the District Attorney
500 Jefferson County Parkway
Golden, CO 80401-6020
vvankam@jeffco.us (303)271-6746

1st Judicial District FFY 2021 CVC Claims Paid & CVC Funds Expended

CVC CLAIM CRIMES PAID	NUMBER CVC CLAIMS PAID	NUMBER DV CLAIMS (OF TOTAL CLAIMS)	AMOUNT CVC CLAIMS PAID
Arson	13	0	\$4,010
Assault	711	447	\$503,542
Burglary	88	50	\$41,045
Child Abuse	176	17	\$338,019
Homicide	93	6	\$81,710
Human Trafficking	0	NOT TRACKED	\$0
Kidnapping	11	5	\$12,668
DWI / DUI	33	NOT TRACKED	\$22,482
Other Vehicular Crimes	31	NOT TRACKED	\$49,735
Robbery	29	0	\$19,087
Sexual Assault	152	64	\$67,070
Stalking	27	18	\$11,909
Other: Protection Order Violations	65	50	\$25,682
TOTAL 1st JD CVC CLAIMS PAID	2,124	657 DV	\$1,176,958
TOTAL 1st JD CVC FEDERAL GRANT FUNDS EXPENDED			\$545,000
CVC CLAIM SERVICES PAID			AMOUNT CVC CLAIMS PAID
MEDICAL/			\$3,315,757
MENTAL HEALTH			\$3,352,149
ECONOMIC SUPPORT			\$1,154,351
FUNERAL/BURIAL			\$1,864,509
CRIME SCENE CLEAN UP			\$21,117
RELOCATION			\$141,369
TRAVEL			\$30,386
SECURITY DEVICES (INCLUDES WINDOWS, LOCKS)			\$166,541
DOORS (REPAIR OR REPLACEMENT)			\$66,087
TOTAL 1st JD CVC PROGRAM FUNDS PAID			\$1,176,958
TOTAL 1st JD CVC PROGRAM STATE COLLECTIONS 36% LESS THAN PAID			\$751,038
TOTAL 1st JD CVC FEDERAL GRANT FUNDS RECEIVED			\$825,000

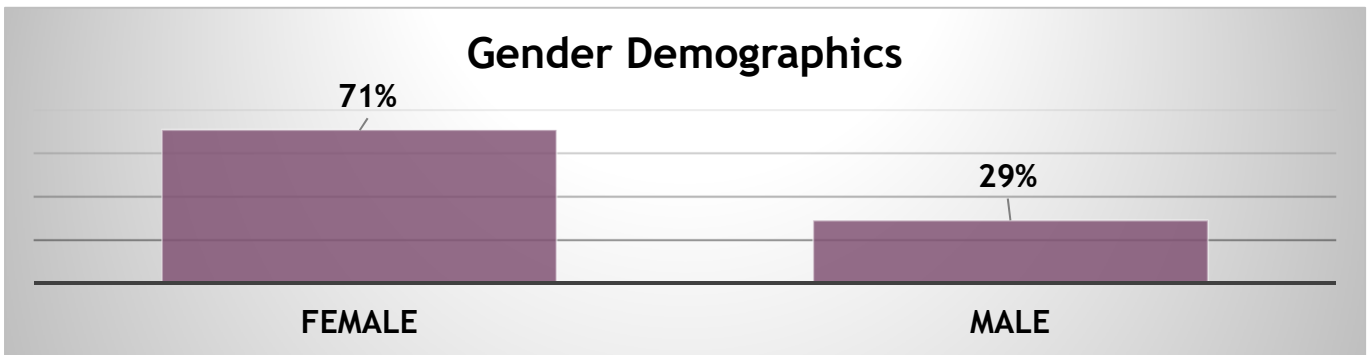
1st Judicial District Gilpin and Jefferson Counties

Race and Ethnicity Demographics

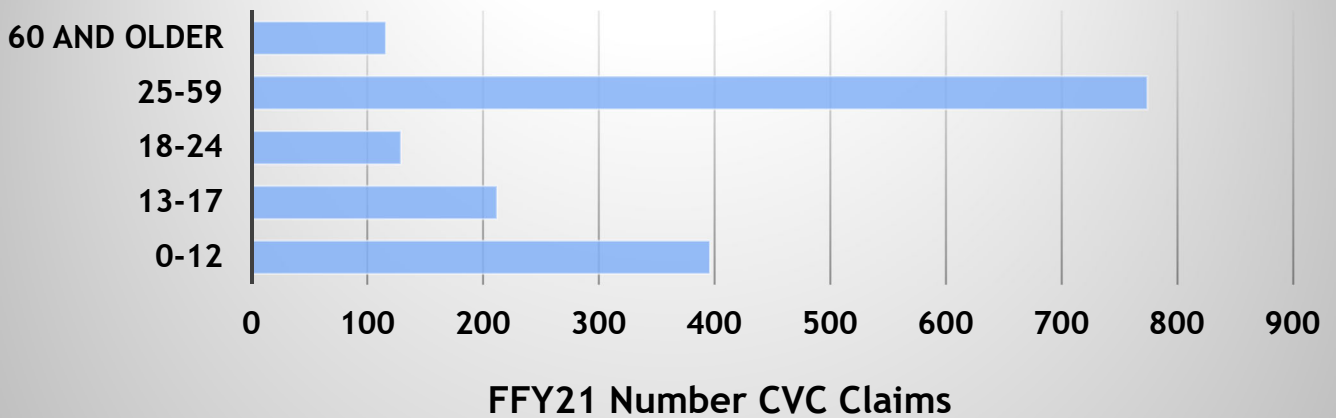


*Includes Native American, Asian, Native Hawaiian / Pacific Islander and Multiple Races

Gender Demographics



Age Demographics



2nd Judicial District Denver County

<https://www.denverda.org/crime-victim-compensation/>

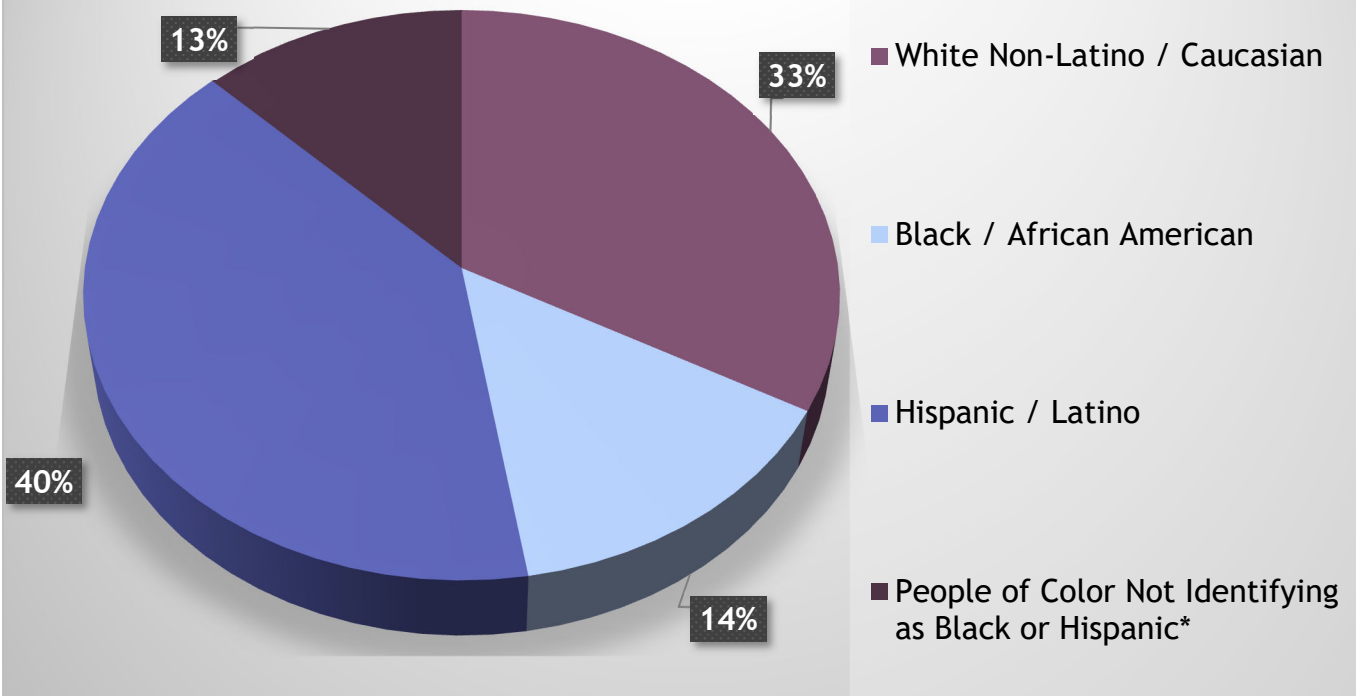
Program Administrator: **Latoya Thorne**
 Office of the District Attorney
 201 West Colfax, Dept. 801
 Denver, CO 80202
latoya.thorne@denverda.org (720)913-9253

2nd Judicial District FFY 2021 CVC Claims Paid & CVC Funds Expended

CVC CLAIM CRIMES PAID	NUMBER CVC CLAIMS PAID	NUMBER DV CLAIMS (OF TOTAL CLAIMS)	AMOUNT CVC CLAIMS PAID
Arson	0	0	\$0
Assault	521	175	\$539,806
Burglary	69	18	\$31,731
Child Abuse	232	Not Reported	\$109,045
Homicide	106	4	\$496,470
Human Trafficking	0	Not Reported	\$0
Kidnapping	31	1	\$1,670
DWI / DUI	1	Not Reported	\$6,741
Other Vehicular Crimes	79	Not Reported	\$514,733
Robbery	37	0	\$16,986
Sexual Assault	104	9	\$54,000
Stalking	7	1	\$4,326
Other: Protection Order Violations	22	2	\$40,932
TOTAL 2ND JD CVC CLAIMS PAID	1,295	213	\$1,517,233
TOTAL 2ND JD CVC FEDERAL GRANT FUNDS EXPENDED			\$495,000
CVC CLAIM SERVICES PAID			AMOUNT CVC CLAIMS PAID
MEDICAL/DENTAL			\$501,173
MENTAL HEALTH			\$322,840
ECONOMIC SUPPORT			\$212,715
FUNERAL/BURIAL			\$461,977
CRIME SCENE CLEAN-UP			\$997
RELOCATION			\$0
TRAVEL			\$0
SECURITY			\$3,602
DOORS			\$13,929
TOTAL 2ND JD CVC PROGRAM FUNDS PAID			\$1,517,233
TOTAL 2ND JD CVC PROGRAM STATE COLLECTIONS 45% LESS THAN PAID			\$825,754
TOTAL 2ND JD CVC FEDERAL GRANT FUNDS RECEIVED			\$495,000

2nd Judicial District Denver County

Race and Ethnicity Demographics

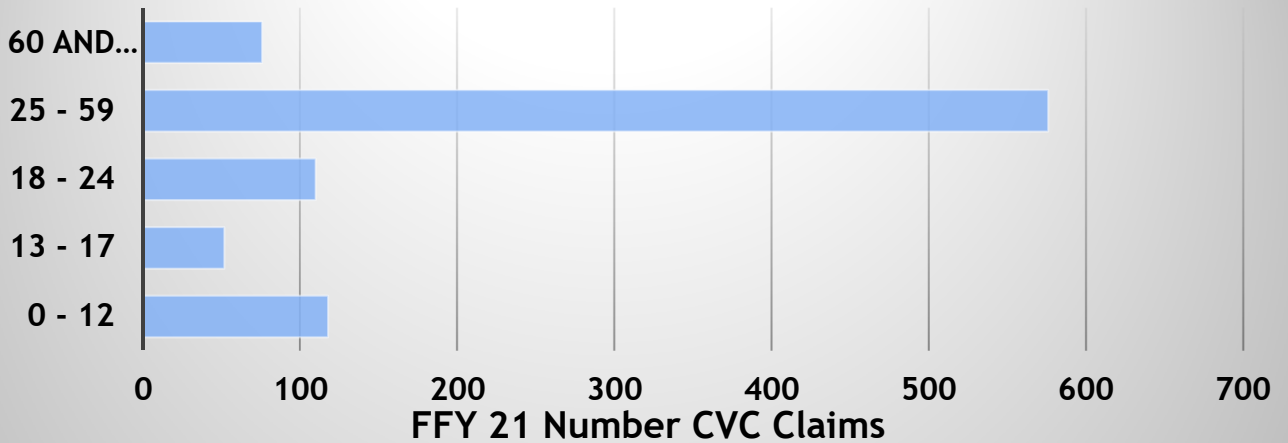


*Includes Native American, Asian, Native Hawaiian / Pacific Islander and Multiple Races

Gender Demographics



Age Demographics



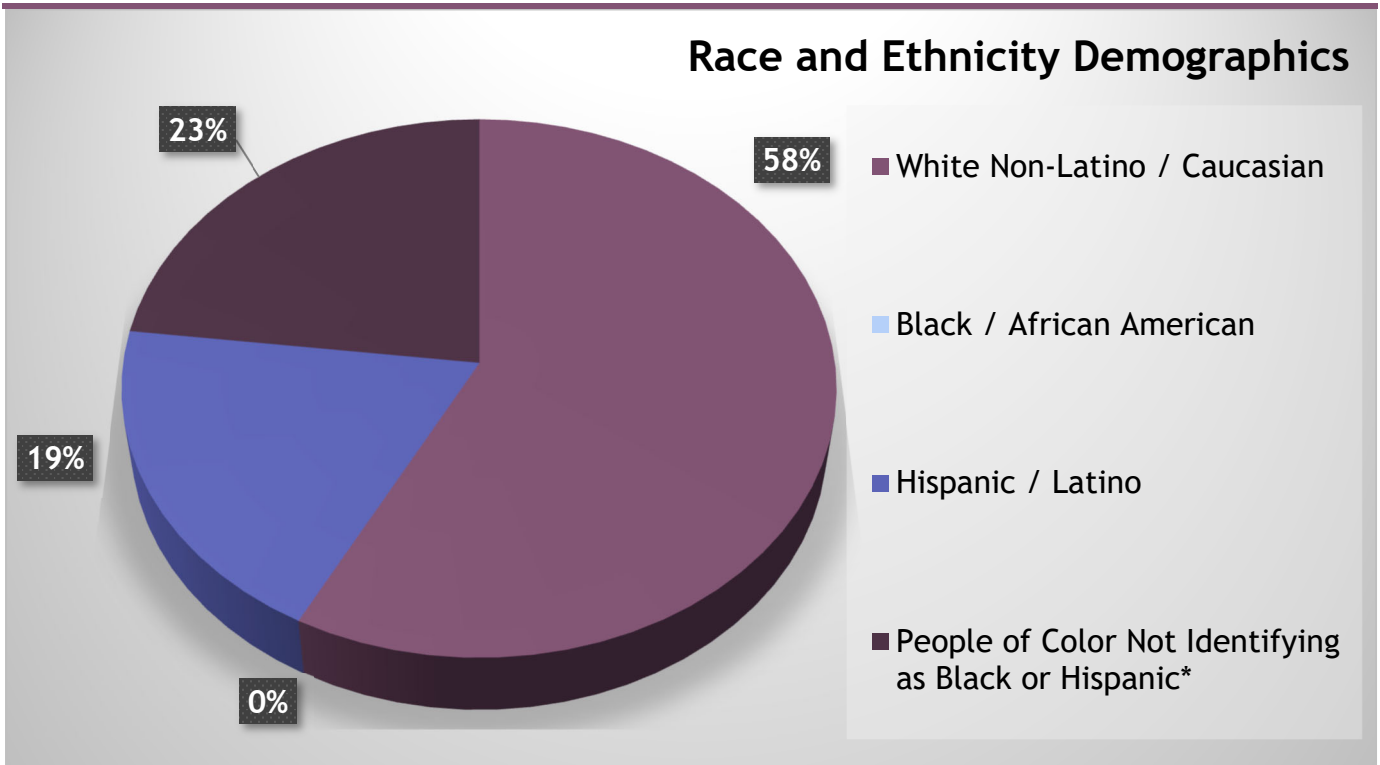
3rd Judicial District
Huerfano and Las Animas Counties

Program Administrator: Kendra Torres
 Office of the District Attorney
 200 East 1st Street
 Trinidad, CO 81082
ktorres@3rdjudicial.org (719)967-1068

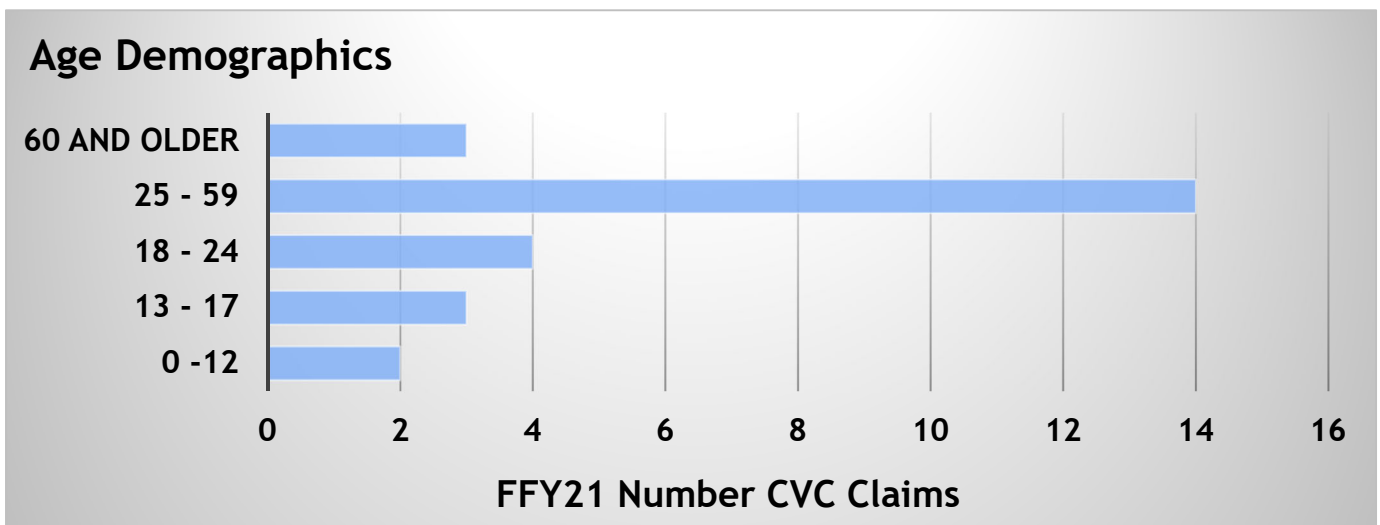
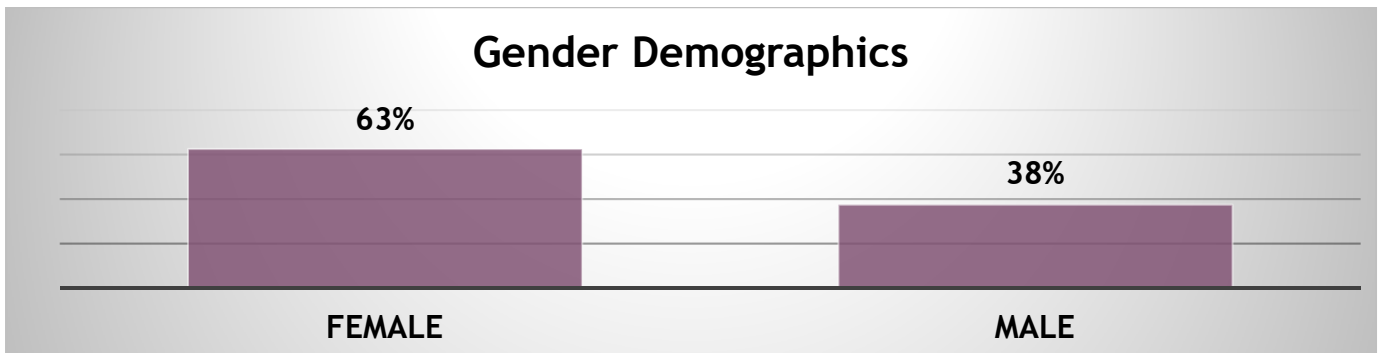
3rd Judicial District FFY 2021 CVC Claims Paid & CVC Funds Expended

CVC CLAIM CRIMES PAID	NUMBER CVC CLAIMS PAID	NUMBER DV CLAIMS (OF TOTAL CLAIMS)	AMOUNT CVC CLAIMS PAID
Arson	0	0	\$0
Assault	12	6	\$5,707
Burglary	0	0	\$0
Child Abuse	0	Not Reported	\$0
Homicide	0	0	\$1,824
Human Trafficking	0	Not Reported	\$0
Kidnapping	0	0	\$0
DWI / DUI	0	Not Reported	\$0
Other Vehicular Crimes	1	Not Reported	\$7,880
Robbery	0	0	\$0
Sexual Assault	0	0	\$0
Stalking	0	0	\$0
Other: Protection Order Violations	0	0	\$0
TOTAL 3RD JD CVC CLAIMS PAID	26	6	\$15,411
TOTAL 3RD JD CVC FEDERAL GRANT FUNDS EXPENDED			\$0
CVC CLAIM SERVICES PAID			AMOUNT CVC CLAIMS PAID
MEDICAL/DENTAL			\$5,587
MENTAL HEALTH			\$180
ECONOMIC SUPPORT			\$5,642
FUNERAL/BURIAL			\$4,002
CRIME SCENE CLEAN-UP			\$0
RELOCATION			\$0
TRAVEL			\$0
SECURITY			\$0
DOORS			\$0
TOTAL 3RD JD CVC PROGRAM FUNDS PAID			\$15,411
TOTAL 3RD JD CVC PROGRAM STATE COLLECTIONS			\$66,459
TOTAL 3RD JD CVC FEDERAL GRANT FUNDS RECEIVED			\$0

3rd Judicial District Huerfano and Las Animas Counties



*Includes Native American, Asian, Native Hawaiian / Pacific Islander and Multiple Races



4th Judicial District El Paso and Teller Counties

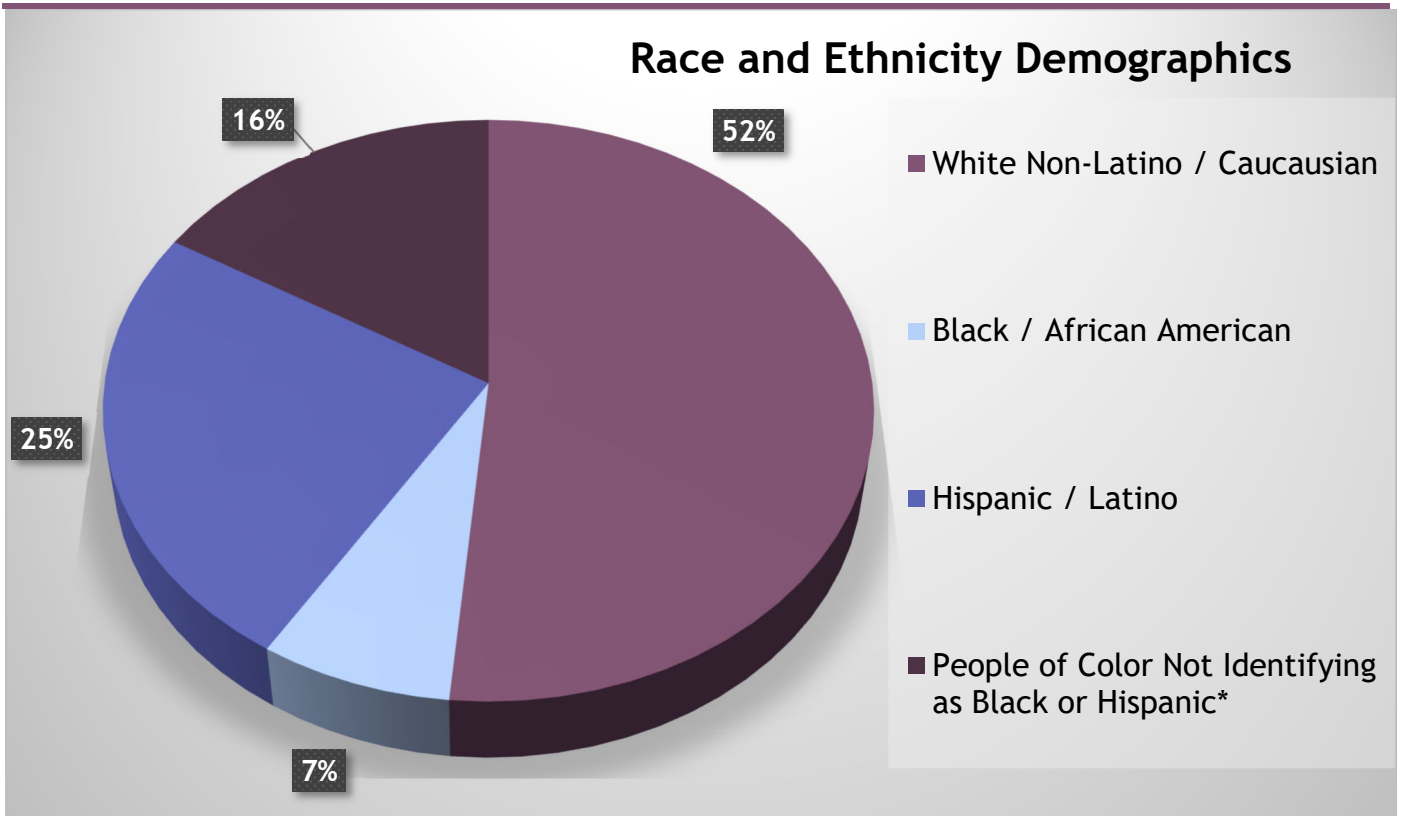
<https://www.4thjudicialda.com/VictimAdvocacy.html>

Program Administrator: Amber Holland
 Office of the District Attorney
 105 East Vermijo, Suite 111
 Colorado Springs, CO 80903
amberholland@elpasoco.com (719)520-6915

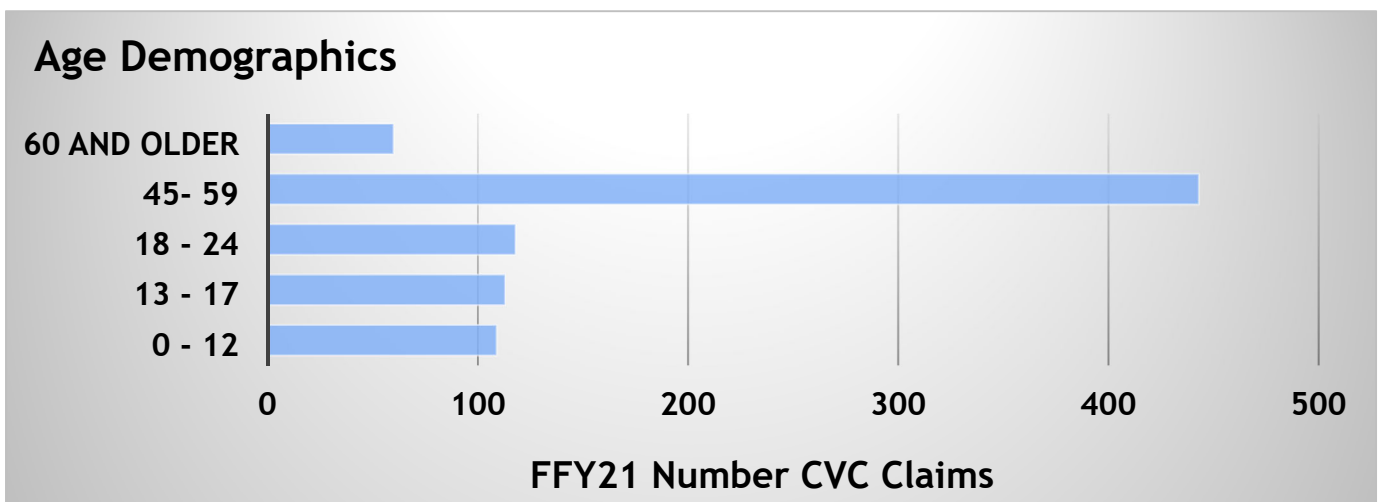
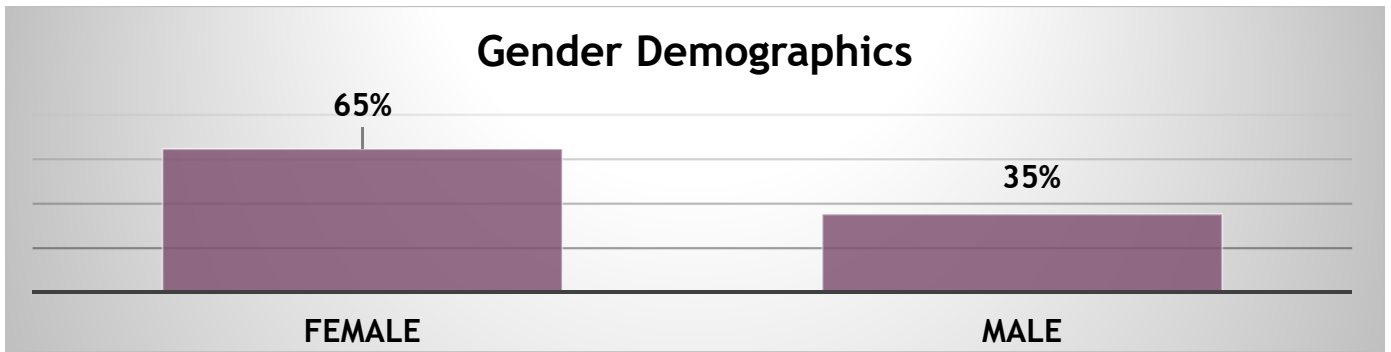
4th Judicial District FFY 2021 CVC Claims Paid & CVC Funds Expended

CVC CLAIM CRIMES PAID	NUMBER CVC CLAIMS PAID	NUMBER DV CLAIMS (OF TOTAL CLAIMS)	AMOUNT CVC CLAIMS PAID
Arson	0	0	\$0
Assault	171	43	\$383,736
Burglary	17	1	\$28,930
Child Abuse	136	Not Reported	\$140,350
Homicide	79	6	\$272,547
Human Trafficking	0	Not Reported	\$0
Kidnapping	4	1	\$5,029
DWI / DUI	0	Not Reported	\$0
Other Vehicular Crimes	37	Not Reported	\$171,117
Robbery	11	0	\$16,894
Sexual Assault	38	2	\$65,918
Stalking	4	2	\$3,268
Other: Protection Order Violations	5	5	\$3,124
TOTAL 4TH JD CVC CLAIMS PAID	503	60	\$1,078,161
TOTAL 4TH JD CVC FEDERAL GRANT FUNDS EXPENDED			\$0
CVC CLAIM SERVICES PAID			AMOUNT CVC CLAIMS PAID
MEDICAL/DENTAL			\$394,572
MENTAL HEALTH			\$278,693
ECONOMIC SUPPORT			\$66,532
FUNERAL/BURIAL			\$311,956
CRIME SCENE CLEAN-UP			\$3,000
RELOCATION			\$0
TRAVEL			\$0
SECURITY			\$16,364
DOORS			\$7,043
TOTAL 4TH JD CVC PROGRAM FUNDS PAID			\$1,078,161
TOTAL 4TH JD CVC PROGRAM STATE COLLECTIONS			\$1,152,034
TOTAL 4TH JD CVC FEDERAL GRANT FUNDS RECEIVED			\$0

4th Judicial District El Paso and Teller Counties



*Includes Native American, Asian, Native Hawaiian / Pacific Islander and Multiple Races



5th Judicial District
Clear Creek, Eagle, Lake and Summit Counties

<https://www.da5.us/Victims>

Program Administrator: Christina Watson
 Office of the District Attorney
 P.O. Box 295
 Eagle, CO 81631
cwatson@da5.us (970)390-0150

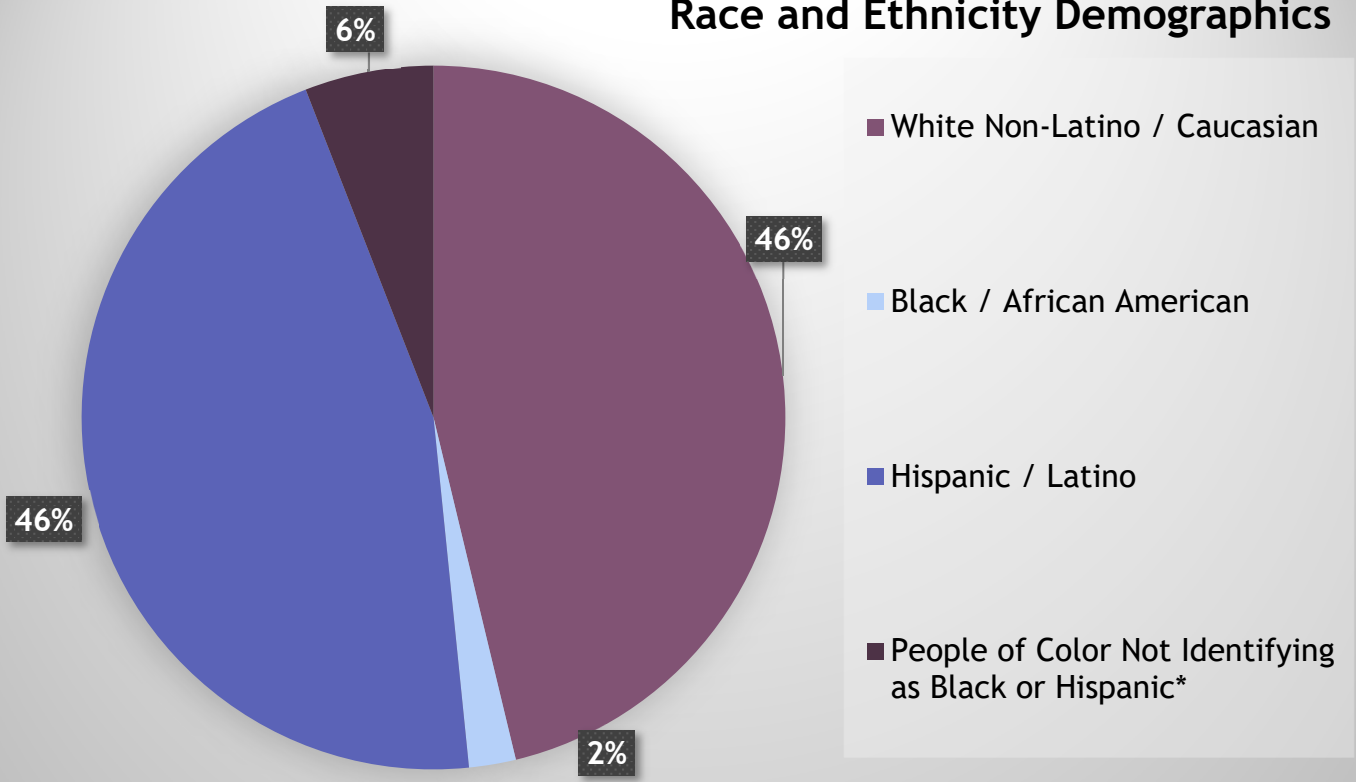
5th Judicial District FFY 2021 CVC Claims Paid & CVC Funds Expended

CVC CLAIM CRIMES PAID	NUMBER CVC CLAIMS PAID	NUMBER DV CLAIMS (OF TOTAL CLAIMS)	AMOUNT CVC CLAIMS PAID
Arson	0	0	\$0
Assault	143	80	\$181,722
Burglary	1	1	\$585
Child Abuse	58	Not Reported	\$40,847
Homicide	6	0	\$7,388
Human Trafficking	0	Not Reported	\$0
Kidnapping	0	0	\$0
DWI / DUI	0	Not Reported	\$0
Other Vehicular Crimes	7	Not Reported	\$27,111
Robbery	0	0	\$0
Sexual Assault	10	1	\$7,692
Stalking	3	2	\$1,829
Other: Protection Order Violations	23	1	\$1,000
TOTAL 5TH JD CVC CLAIMS PAID	231	99	\$268,175
TOTAL 5TH JD CVC FEDERAL GRANT FUNDS EXPENDED			\$0
CVC CLAIM SERVICES PAID			AMOUNT CVC CLAIMS PAID
MEDICAL/DENTAL			\$101,967
MENTAL HEALTH			\$62,976
ECONOMIC SUPPORT			\$47,755
FUNERAL/BURIAL			\$14,668
CRIME SCENE CLEAN-UP			\$5,052
RELOCATION			\$16,874
TRAVEL			\$6,181
SECURITY			\$11,142
DOORS			\$1,560
TOTAL 5TH JD CVC PROGRAM FUNDS PAID			\$268,175
TOTAL 5TH JD CVC PROGRAM STATE COLLECTIONS			\$282,784
TOTAL 5TH JD CVC FEDERAL GRANT FUNDS RECEIVED			\$0

5th Judicial District

Clear Creek, Eagle, Lake and Summit Counties

Race and Ethnicity Demographics

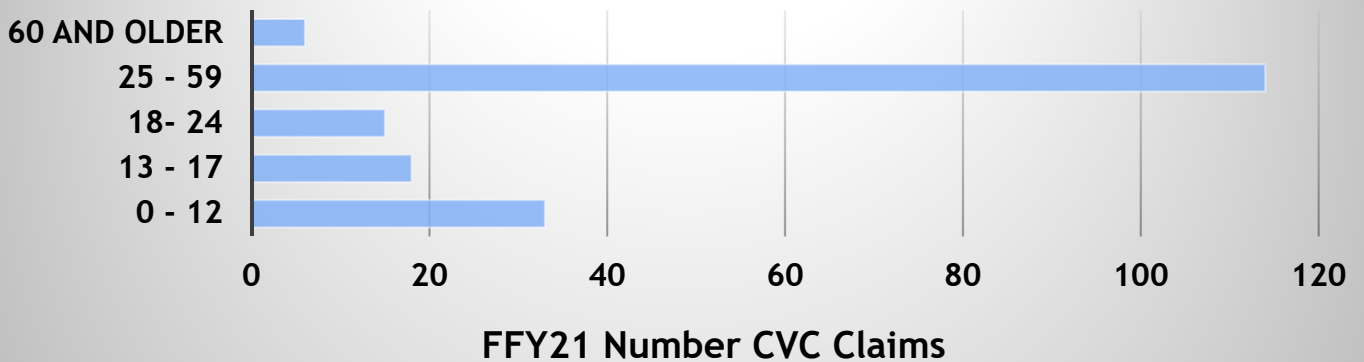


*Includes Native American, Asian, Native Hawaiian / Pacific Islander and Multiple Races

Gender Demographics



Age Demographics



6th Judicial District
Archuleta, La Plata and San Juan Counties

https://www.co.laplata.co.us/departments/district_attorney_s_office/victim_witness_assistance.php

Assistant

Program Administrator: Carol Little

Office of the District Attorney

P.O. Drawer 3455

Durango, CO 81302

carol.little@co.laplata.co.us

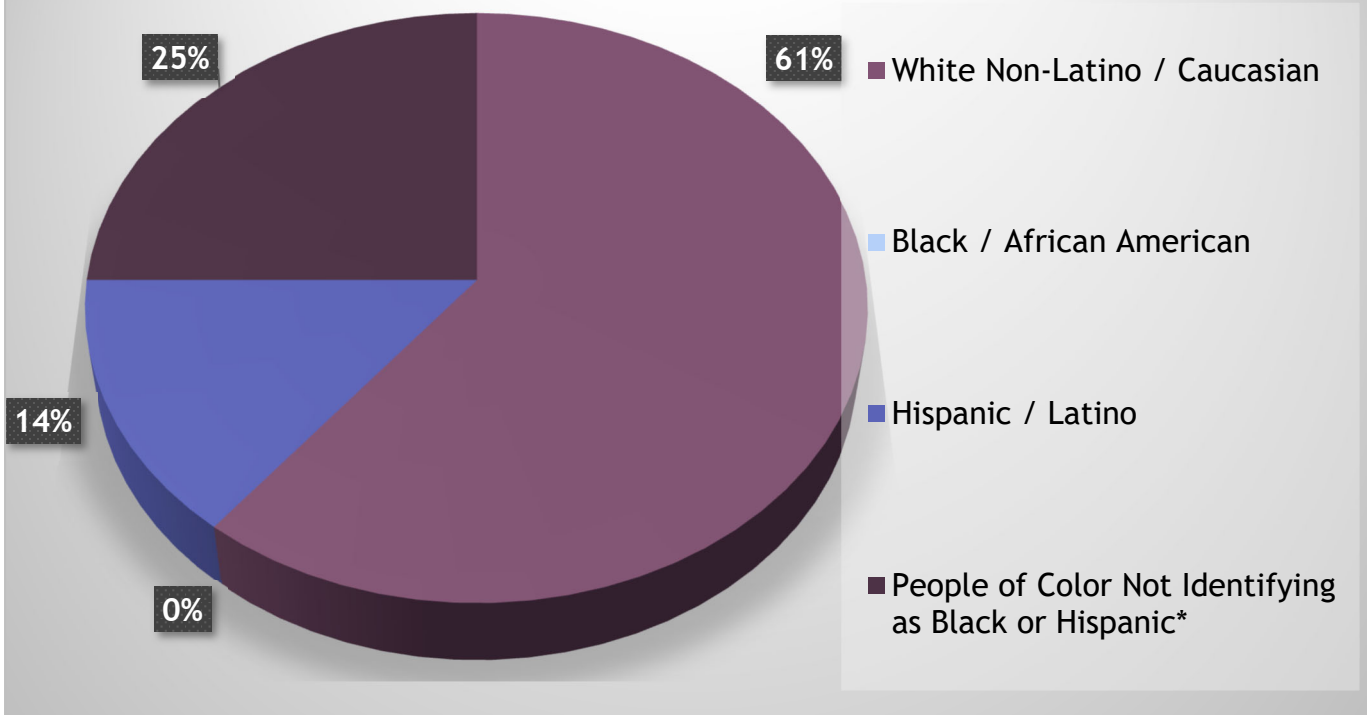
(970)382-6339

6th Judicial District FFY 2021 CVC Claims Paid & CVC Funds Expended

CVC CLAIM CRIMES PAID	NUMBER CVC CLAIMS PAID	NUMBER DV CLAIMS (OF TOTAL CLAIMS)	AMOUNT CVC CLAIMS PAID
Arson	0	0	\$0
Assault	11	5	\$41,656
Burglary	1	1	\$95
Child Abuse	4	Not Reported	\$7,700
Homicide	8	6	\$15,899
Human Trafficking	0	Not Reported	\$0
Kidnapping	0	0	\$0
DWI / DUI	2	Not Reported	\$15,530
Other Vehicular Crimes	9	Not Reported	\$39,026
Robbery	0	0	\$0
Sexual Assault	4	0	\$7,710
Stalking	0	0	\$0
Other: Protection Order Violations	0	0	\$0
TOTAL 6TH JD CVC CLAIMS PAID	39	12	\$127,615
TOTAL 6TH JD CVC FEDERAL GRANT FUNDS EXPENDED			\$0
CVC CLAIM SERVICES PAID			AMOUNT CVC CLAIMS PAID
MEDICAL/DENTAL			\$47,735
MENTAL HEALTH			\$23,756
ECONOMIC SUPPORT			\$42,159
FUNERAL/BURIAL			\$7,726
CRIME SCENE CLEAN-UP			\$0
RELOCATION			\$0
TRAVEL			\$6,143
SECURITY			\$95
DOORS			\$0
TOTAL 6TH JD CVC PROGRAM FUNDS PAID			\$127,615
TOTAL 6TH JD CVC PROGRAM STATE COLLECTIONS 3% LESS THAN PAID			\$122,843
TOTAL 6TH JD CVC FEDERAL GRANT FUNDS RECEIVED			\$0

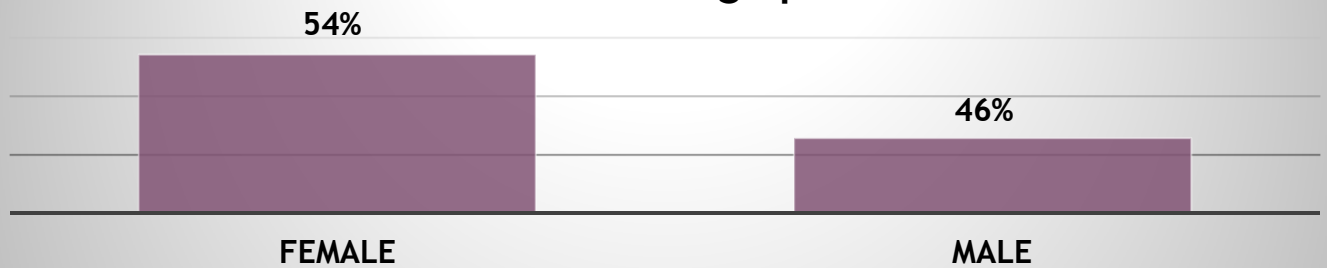
6th Judicial District Archuleta, La Plata and San Juan Counties

Race and Ethnicity Demographics

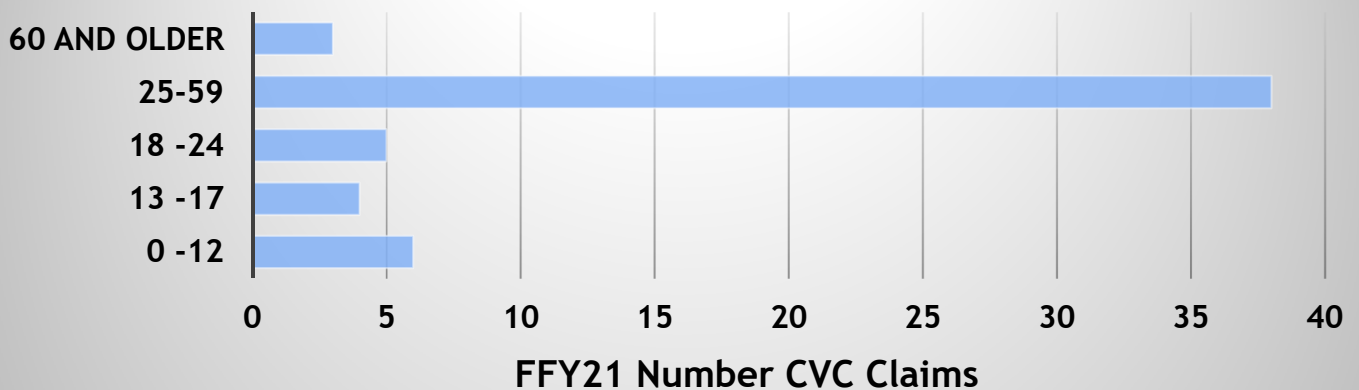


*Includes Native American, Asian, Native Hawaiian / Pacific Islander and Multiple Races

Gender Demographics



Age Demographics



7th Judicial District
Delta, Gunnison, Hinsdale, Montrose, Ouray
and San Miguel Counties

<https://www.co7da.org/victim-services/victim-compensation/>

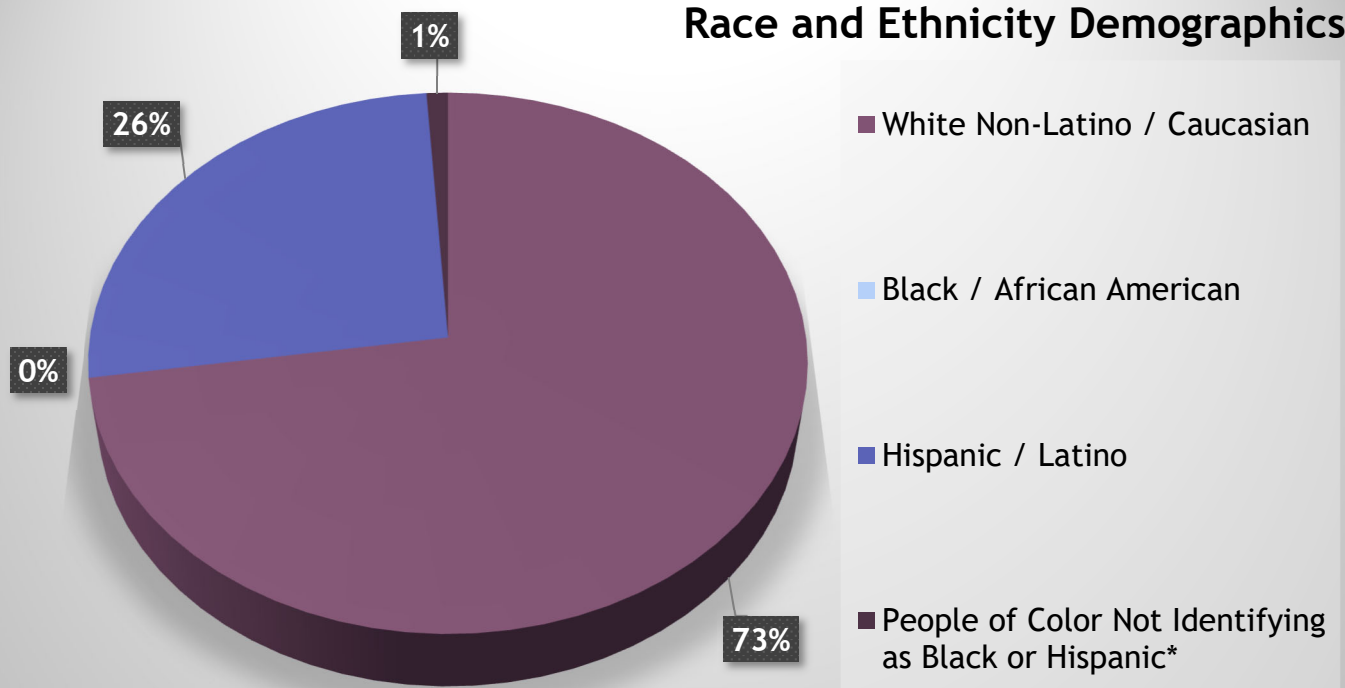
Program Administrator: Eleasha Cervantes
 Office of the District Attorney
 1200 North Grand Ave., #200
 Montrose, CO 81401
eleasha.cervantes@co7da.org (970)252-4266

7th Judicial District FFY 2021 CVC Claims Paid & CVC Funds Expended

CVC CLAIM CRIMES PAID	NUMBER CVC CLAIMS PAID	NUMBER DV CLAIMS (OF TOTAL CLAIMS)	AMOUNT CVC CLAIMS PAID
Arson	0	0	\$0
Assault	38	12	\$60,790
Burglary	0	0	\$0
Child Abuse	14	Not Reported	\$19,262
Homicide	10	6	\$32,989
Human Trafficking	2	Not Reported	\$6,758
Kidnapping	0	0	\$0
DWI / DUI	0	Not Reported	\$0
Other Vehicular Crimes	1	Not Reported	\$11,494
Robbery	0	0	\$0
Sexual Assault	7	1	\$12,289
Stalking	2	2	\$1,680
Other: Protection Order Violations	2	2	\$560
TOTAL 7TH JD CVC CLAIMS PAID	76	31	\$145,821
TOTAL 7TH JD CVC FEDERAL GRANT FUNDS EXPENDED			\$0
CVC CLAIM SERVICES PAID			AMOUNT CVC CLAIMS PAID
MEDICAL/DENTAL			\$54,593
MENTAL HEALTH			\$33,120
ECONOMIC SUPPORT			\$25,077
FUNERAL/BURIAL			\$31,247
CRIME SCENE CLEAN-UP			\$0
RELOCATION			\$0
TRAVEL			\$0
SECURITY			\$1,334
DOORS			\$450
TOTAL 7TH JD CVC PROGRAM FUNDS PAID			\$145,821
TOTAL 7TH JD CVC PROGRAM STATE COLLECTIONS			\$178,175
TOTAL 7TH JD CVC FEDERAL GRANT FUNDS RECEIVED			\$0


7th Judicial District Delta, Gunnison, Hinsdale, Montrose, Ouray and San Miguel Counties

Race and Ethnicity Demographics

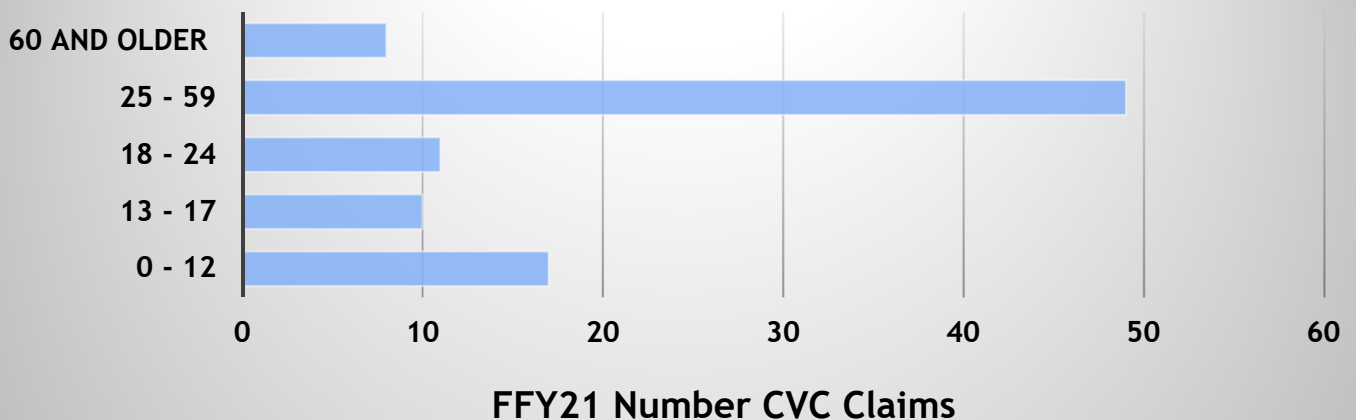


*Includes Native American, Asian, Native Hawaiian / Pacific Islander and Multiple Races

Gender Demographics



Age Demographics



8th Judicial District
Jackson and Larimer Counties

<https://www.larimer.gov/da/vicwit/compensation>

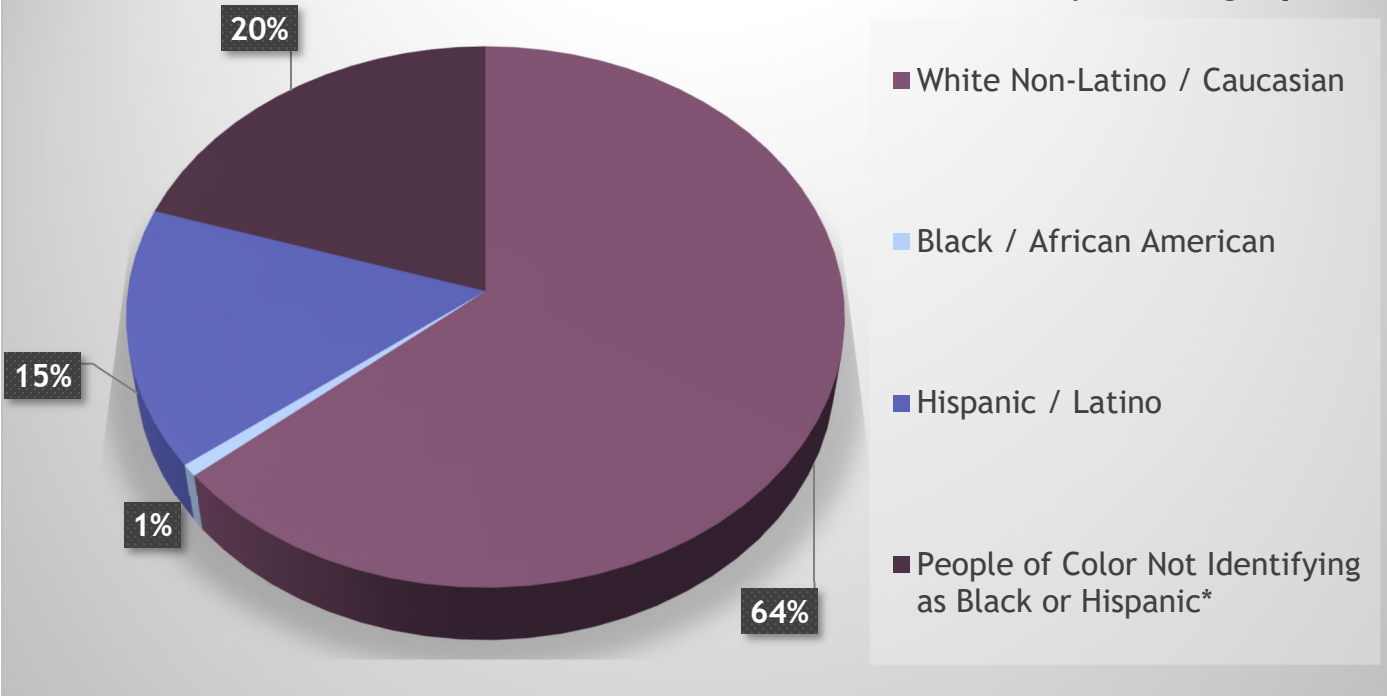
Program Administrator: Candace Smith
 Office of the District Attorney
 201 La Porte Ave., Suite 200
 Fort Collins, CO 80521-2763
smithcr@co.larimer.co.us (970)498-7290

8th Judicial District FFY 2021 CVC Claims Paid & CVC Funds Expended

CVC CLAIM CRIMES PAID	NUMBER CVC CLAIMS PAID	NUMBER DV CLAIMS (OF TOTAL CLAIMS)	AMOUNT CVC CLAIMS PAID
Arson	0	0	\$0
Assault	98	56	\$192,533
Burglary	12	4	\$18,731
Child Abuse	124	Not Reported	\$108,218
Homicide	14	1	\$45,969
Human Trafficking	1	Not Reported	\$1,105
Kidnapping	1	0	\$850
DWI / DUI	0	Not Reported	\$0
Other Vehicular Crimes	16	Not Reported	\$42,427
Robbery	0	0	\$0
Sexual Assault	36	7	\$47,627
Stalking	6	3	\$4,055
Other: Protection Order Violations	1	1	\$1,500
TOTAL 8TH JD CVC CLAIMS PAID	309	72	\$463,015
TOTAL 8TH JD CVC FEDERAL GRANT FUNDS EXPENDED			\$0
CVC CLAIM SERVICES PAID			AMOUNT CVC CLAIMS PAID
MEDICAL/DENTAL			\$145,580
MENTAL HEALTH			\$166,371
ECONOMIC SUPPORT			\$73,630
FUNERAL/BURIAL			\$39,308
CRIME SCENE CLEAN-UP			\$1,000
RELOCATION			\$27,987
TRAVEL			\$0
SECURITY			\$5,916
DOORS			\$3,224
TOTAL 8TH JD CVC PROGRAM FUNDS PAID			\$463,015
TOTAL 8TH JD CVC PROGRAM STATE COLLECTIONS			\$771,775
TOTAL 8TH JD CVC FEDERAL GRANT FUNDS RECEIVED			\$0

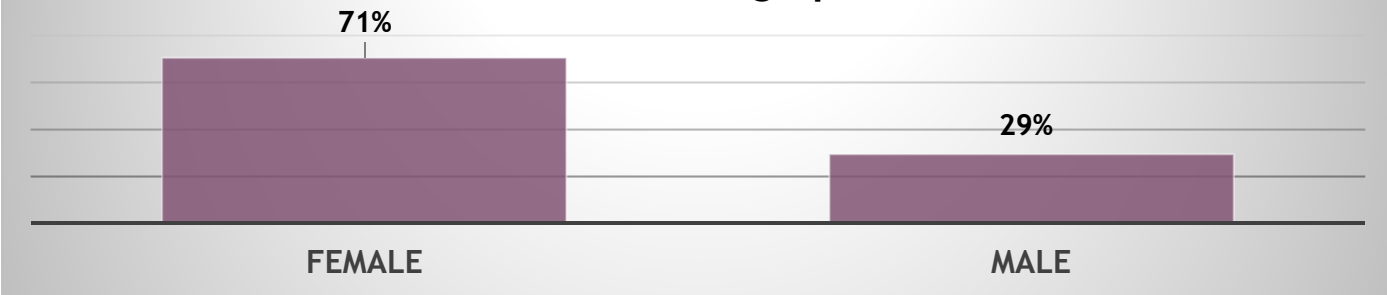
8th Judicial District Jackson and Larimer Counties

Race and Ethnicity Demographics

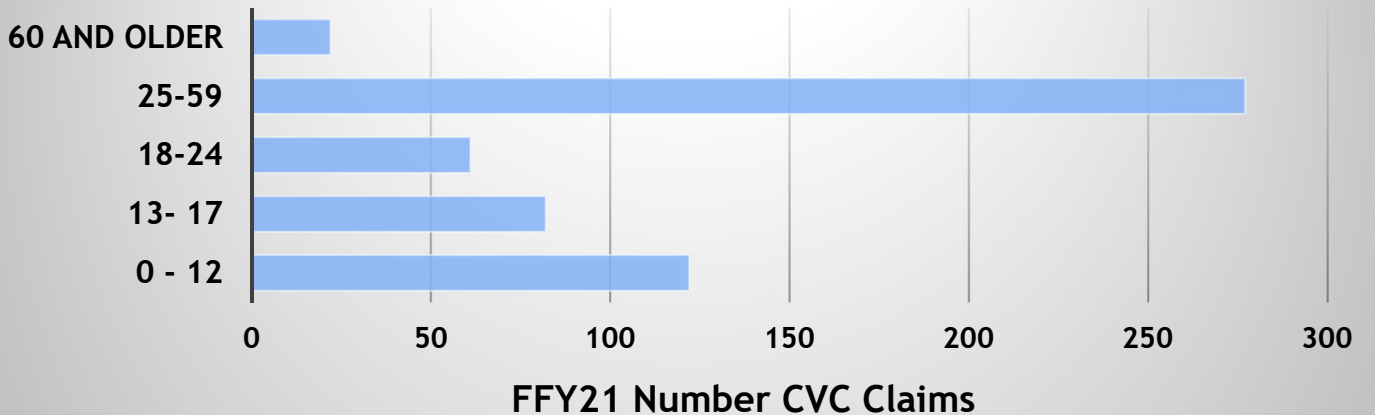


*Includes Native American, Asian, Native Hawaiian / Pacific Islander and Multiple Races

Gender Demographics



Age Demographics



9th Judicial District
Garfield, Pitkin and Rio Blanco Counties

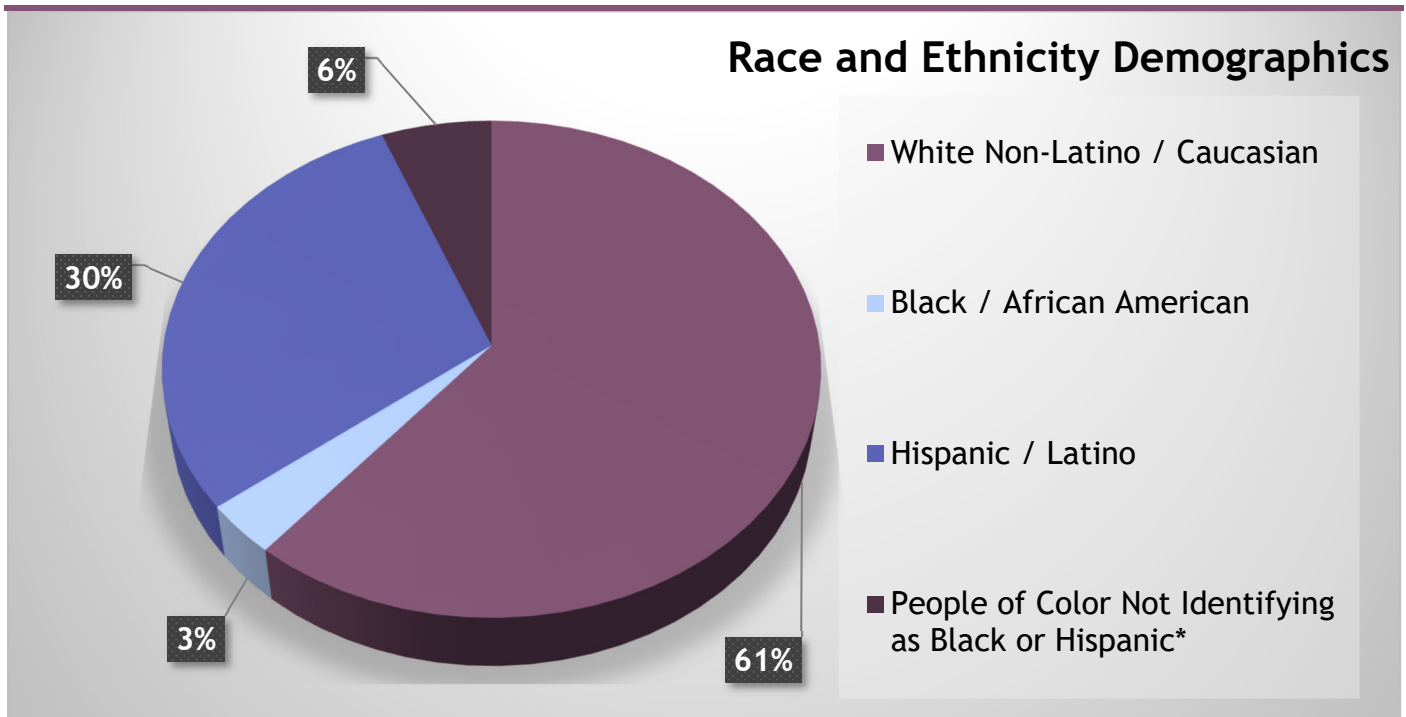
<https://www.9daco.org/victimcompensation.html>

Program Administrator: Steve Aurand
Office of the District Attorney
109 8th Street, Suite 308
Glenwood Springs, CO 81601
saurand@9daco.org (970)384-3517

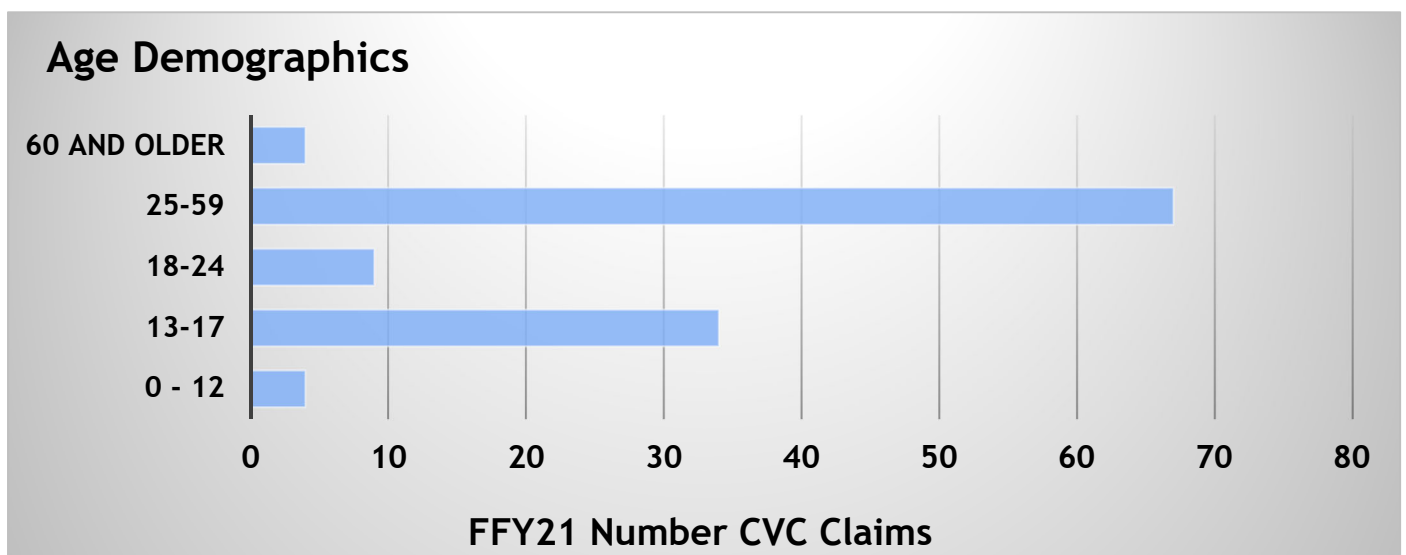
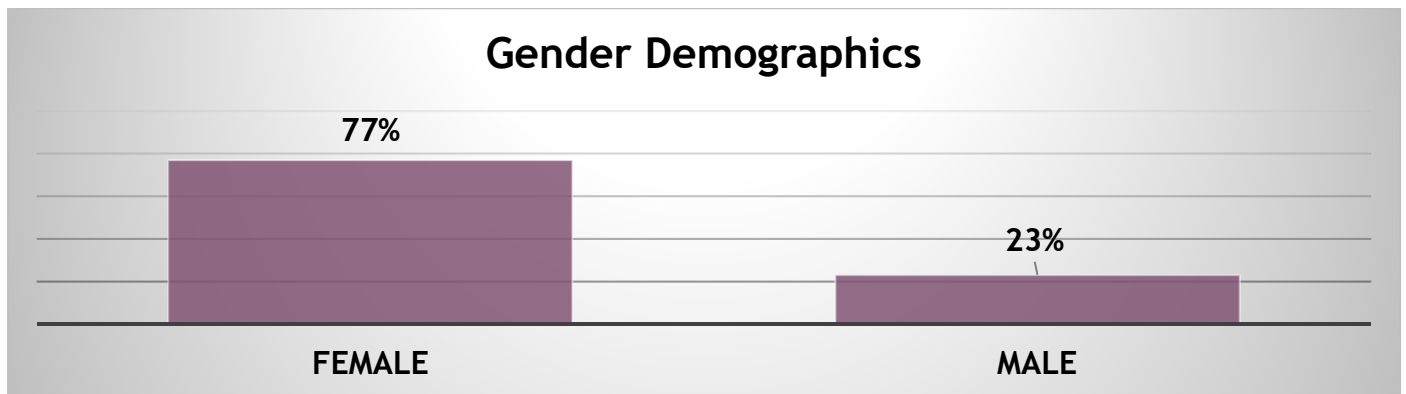
9th Judicial District FFY 2021 CVC Claims Paid & CVC Funds Expended

CVC CLAIM CRIMES PAID	NUMBER CVC CLAIMS PAID	NUMBER DV CLAIMS (OF TOTAL CLAIMS)	AMOUNT CVC CLAIMS PAID
Arson	0	0	\$0
Assault	60	38	\$172,233
Burglary	3	3	\$4,278
Child Abuse	72	Not Reported	\$84,836
Homicide	2	2	\$15,791
Human Trafficking	0	Not Reported	\$0
Kidnapping	0	0	\$0
DWI / DUI	2	Not Reported	\$4,416
Other Vehicular Crimes	11	Not Reported	\$28,824
Robbery	0	0	\$0
Sexual Assault	26	8	\$19,423
Stalking	15	14	\$13,935
Other: Protection Order Violations	12	12	\$15,955
TOTAL 9TH JD CVC CLAIMS PAID	203	108	\$359,701
TOTAL 9TH JD CVC FEDERAL GRANT FUNDS EXPENDED			\$73,7150
CVC CLAIM SERVICES PAID			AMOUNT CVC CLAIMS PAID
MEDICAL/DENTAL			\$156,860
MENTAL HEALTH			\$161,675
ECONOMIC SUPPORT			\$17,397
FUNERAL/BURIAL			\$20,745
CRIME SCENE CLEAN-UP			\$0
RELOCATION			\$495
TRAVEL			\$0
SECURITY			\$2,529
DOORS			\$0
TOTAL 9TH JD CVC PROGRAM FUNDS PAID			\$359,701
TOTAL 9TH JD CVC PROGRAM STATE COLLECTIONS 42% LESS THAN PAID			\$207,237
TOTAL 9TH JD CVC FEDERAL GRANT FUNDS RECEIVED			\$73,153

9th Judicial District Garfield, Pitkin and Rio Blanco Counties



*Includes Native American, Asian, Native Hawaiian / Pacific Islander and Multiple Races



10th Judicial District Pueblo County

county.pueblo.org/government/county/department/county-district-attorney/victim-compensation

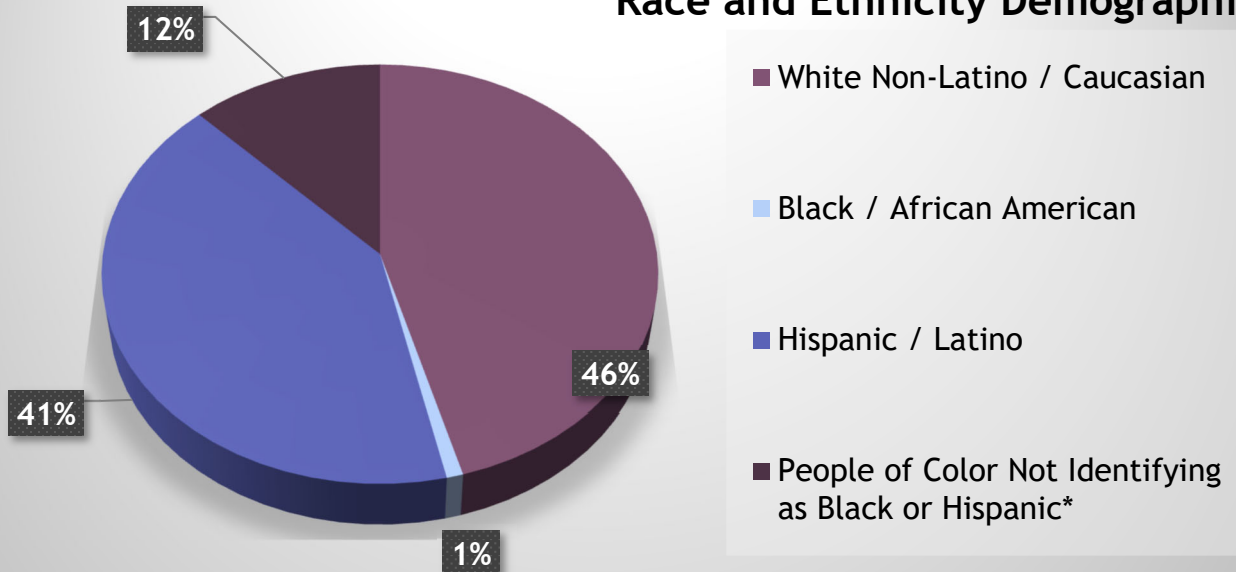
Program Administrator: Florence Hunt
Office of the District Attorney
701 Court Street
Pueblo, CO 81003
hunt@co.pueblo.co.us (719)583-6092

10th Judicial District FFY 2020 CVC Claims Paid & CVC Funds Expended

CVC CLAIM CRIMES PAID	NUMBER CVC CLAIMS PAID	NUMBER DV CLAIMS (OF TOTAL CLAIMS)	AMOUNT CVC CLAIMS PAID
Arson	0	0	\$0
Assault	48	23	\$75,995
Burglary	2	0	\$1,170
Child Abuse	25	Not Reported	\$17,315
Homicide	37	2	\$177,530
Human Trafficking	0	Not Reported	\$0
Kidnapping	0	0	\$0
DWI / DUI	15	Not Reported	\$22,693
Other Vehicular Crimes	8	0	\$26,974
Robbery	0	0	\$0
Sexual Assault	3	0	\$11,889
Stalking	0	0	\$0
Other: Protection Order Violations	7	0	\$2,194
TOTAL 10TH JD CVC CLAIMS PAID	145	27	\$335,760
TOTAL 10th JD CVC FEDERAL GRANT FUNDS EXPENDED			\$0
CVC CLAIM SERVICES PAID			AMOUNT CVC CLAIMS PAID
MEDICAL/DENTAL			\$102,490
MENTAL HEALTH			\$18,903
ECONOMIC SUPPORT			\$26,866
FUNERAL/BURIAL			\$168,791
CRIME SCENE CLEAN-UP			\$0
RELOCATION			\$0
TRAVEL			\$949
SECURITY			\$1,302
DOORS			\$16,459
TOTAL 10TH JD CVC PROGRAM FUNDS PAID			\$335,760
TOTAL 10TH JD CVC PROGRAM STATE COLLECTIONS			\$315,487
TOTAL 10TH JD CVC FEDERAL GRANT FUNDS RECEIVED			\$73,153

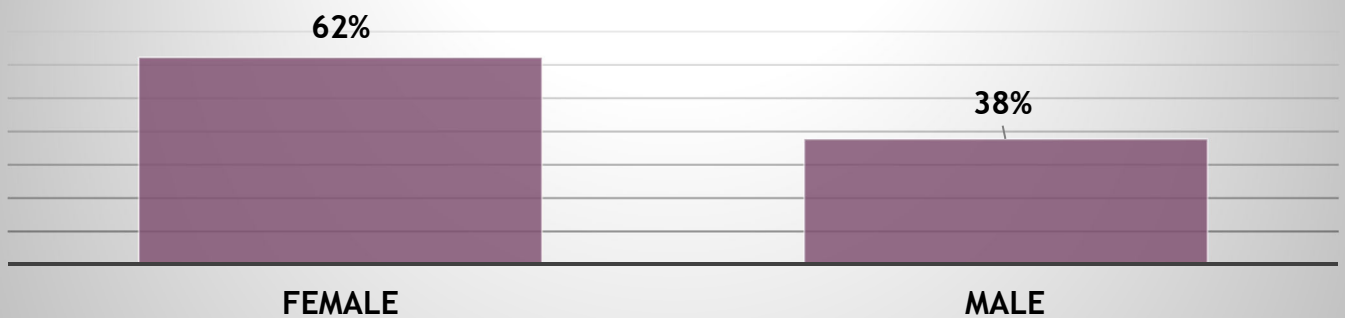
10th Judicial District Pueblo County

Race and Ethnicity Demographics

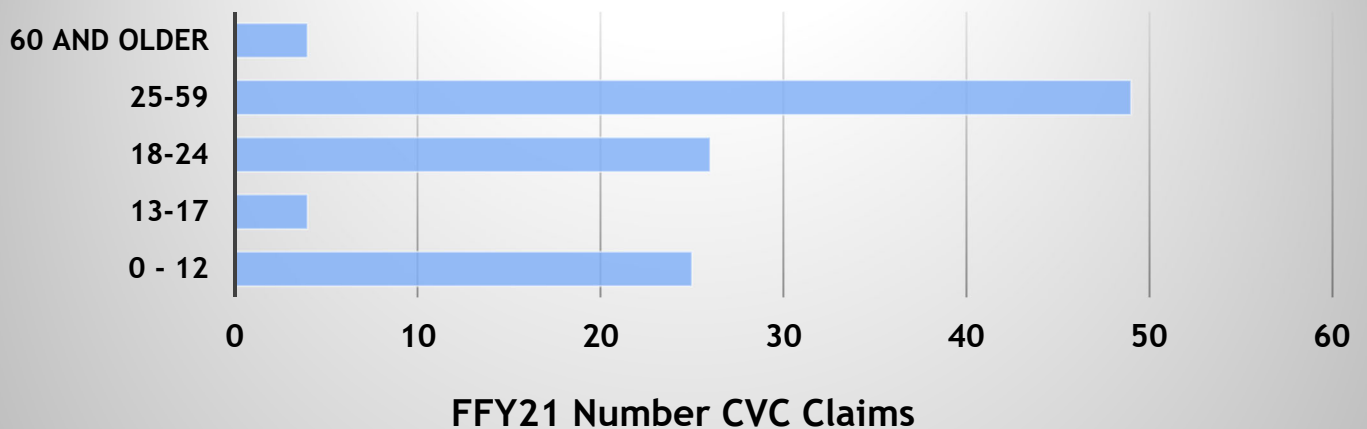


*Includes Native American, Asian, Native Hawaiian / Pacific Islander and Multiple Races

Gender Demographics



Age Demographics



11th Judicial District

Chaffee, Custer, Fremont and Park Counties

Program Administrator: Sheri Warnock
 Office of the District Attorney
 136 Justice Center Road, Room 203
 Canon City, CO 81212
swarnock@da11thjd.org (719)269-0170

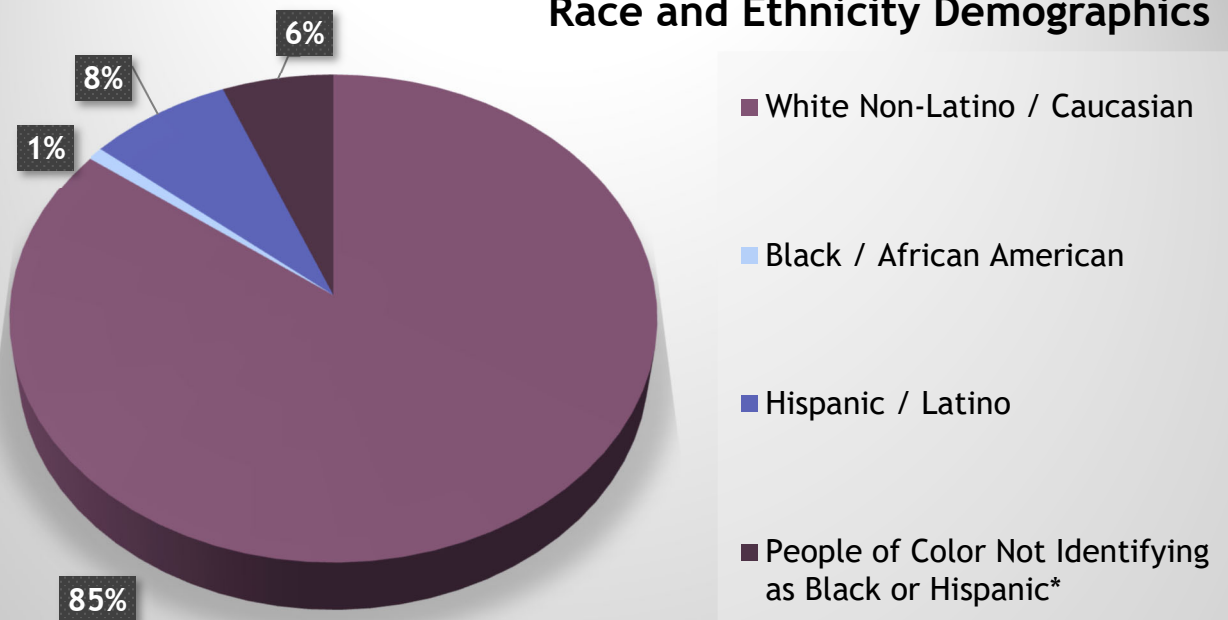
11th Judicial District FFY 2021 CVC Claims Paid & CVC Funds Expended

CVC CLAIM CRIMES PAID	NUMBER CVC CLAIMS PAID	NUMBER DV CLAIMS (OF TOTAL CLAIMS)	AMOUNT CVC CLAIMS PAID
Arson	0	0	\$0
Assault	64	38	\$66,233
Burglary	0	0	\$0
Child Abuse	18	Not Reported	\$13,158
Homicide	15	0	\$11,395
Human Trafficking	0	Not Reported	\$0
Kidnapping	1	1	\$1,350
DWI / DUI	2	Not Reported	\$1,200
Other Vehicular Crimes	5	Not Reported	\$57,280
Robbery	1	0	\$51
Sexual Assault	4	3	\$6,780
Stalking	1	1	\$3,974
Other: Protection Order Violations	0	0	\$0
TOTAL 11TH JD CVC CLAIMS PAID	111	45	\$192,371
TOTAL 11TH JD CVC FEDERAL GRANT FUNDS EXPENDED			\$0
CVC CLAIM SERVICES PAID			AMOUNT CVC CLAIMS PAID
MEDICAL/DENTAL			\$86,213
MENTAL HEALTH			\$19,152
ECONOMIC SUPPORT			\$48,049
FUNERAL/BURIAL			\$23,392
CRIME SCENE CLEAN-UP			\$0
RELOCATION			\$155
TRAVEL			\$12,902
SECURITY			\$2,429
DOORS			\$0
TOTAL 11TH JD CVC PROGRAM FUNDS PAID			\$192,371
TOTAL 11TH JD CVC PROGRAM STATE COLLECTIONS 16% LESS THAN PAID			\$160,726
TOTAL 11TH JD CVC FEDERAL GRANT FUNDS RECEIVED			\$0

11th Judicial District

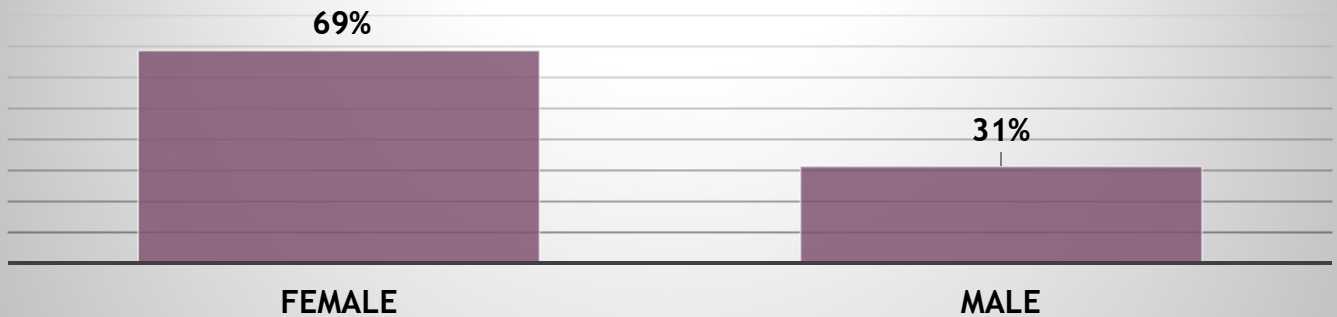
Chaffee, Custer, Fremont and Park Counties

Race and Ethnicity Demographics

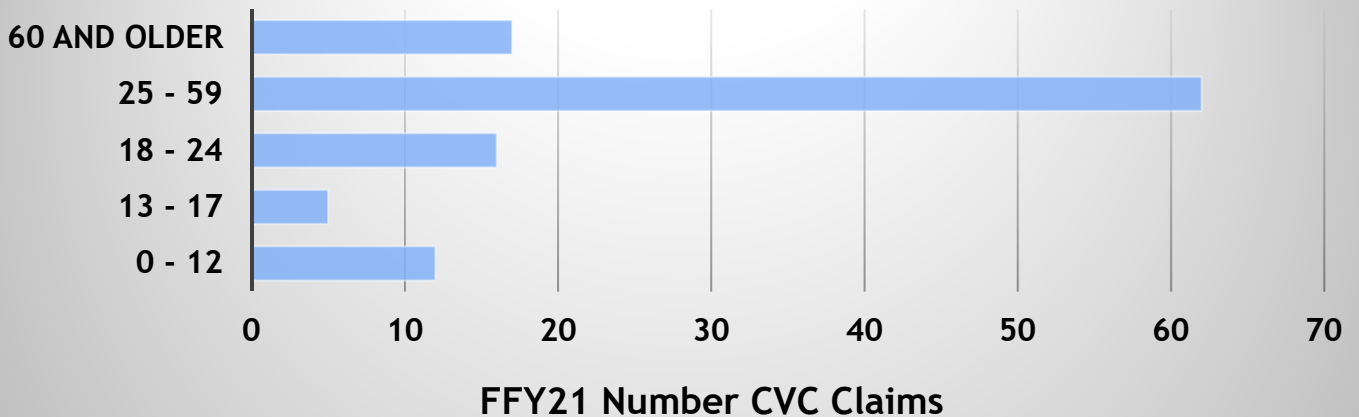


*Includes Native American, Asian, Native Hawaiian / Pacific Islander and Multiple Races

Gender Demographics



Age Demographics



12th Judicial District
Alamosa, Conejos, Costilla, Mineral, Rio Grande
and Saguache Counties

<https://12thjudicialdistrictattorney.org/>

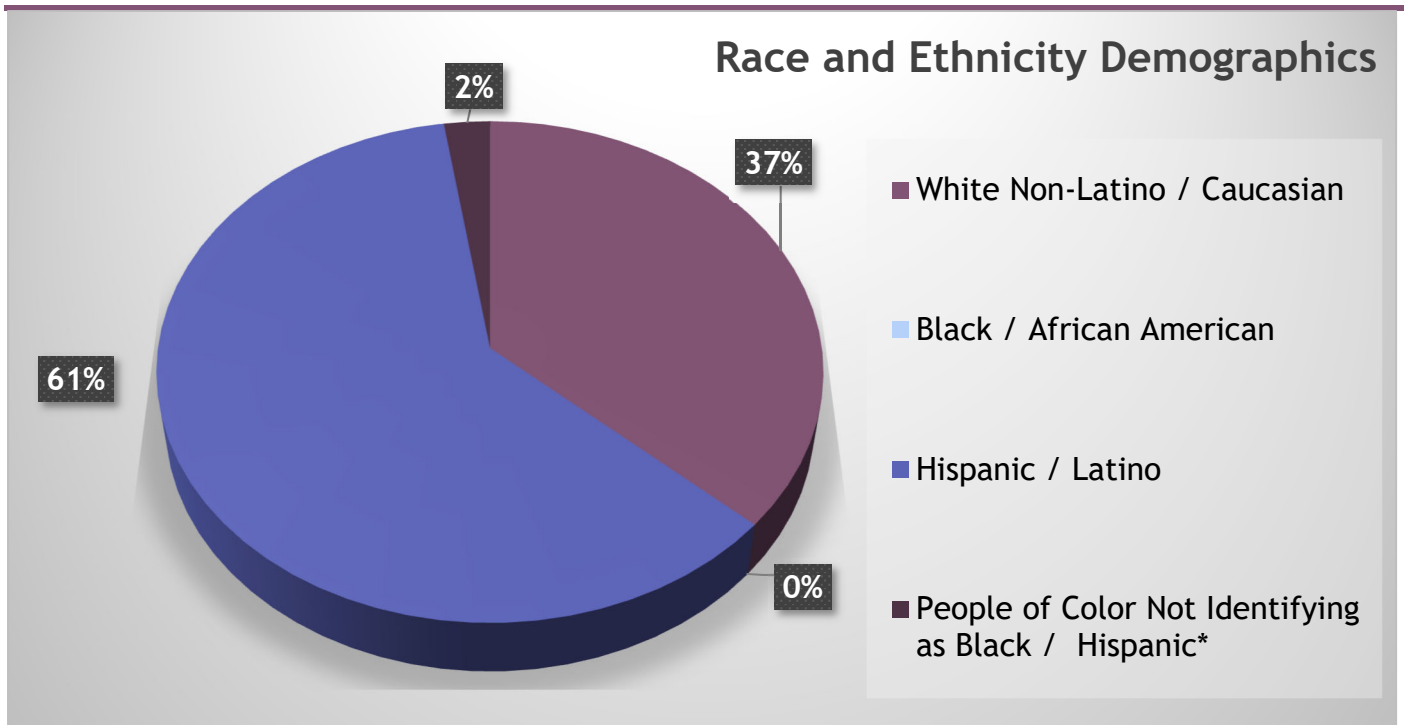
Program Administrator: Tammy Rogers
 Office of the District Attorney
 426 San Juan Avenue
 Alamosa, CO 81101
tmrogers@da12.state.co.us (719)589-3691

12th Judicial District FFY 2021 CVC Claims Paid & CVC Funds Expended

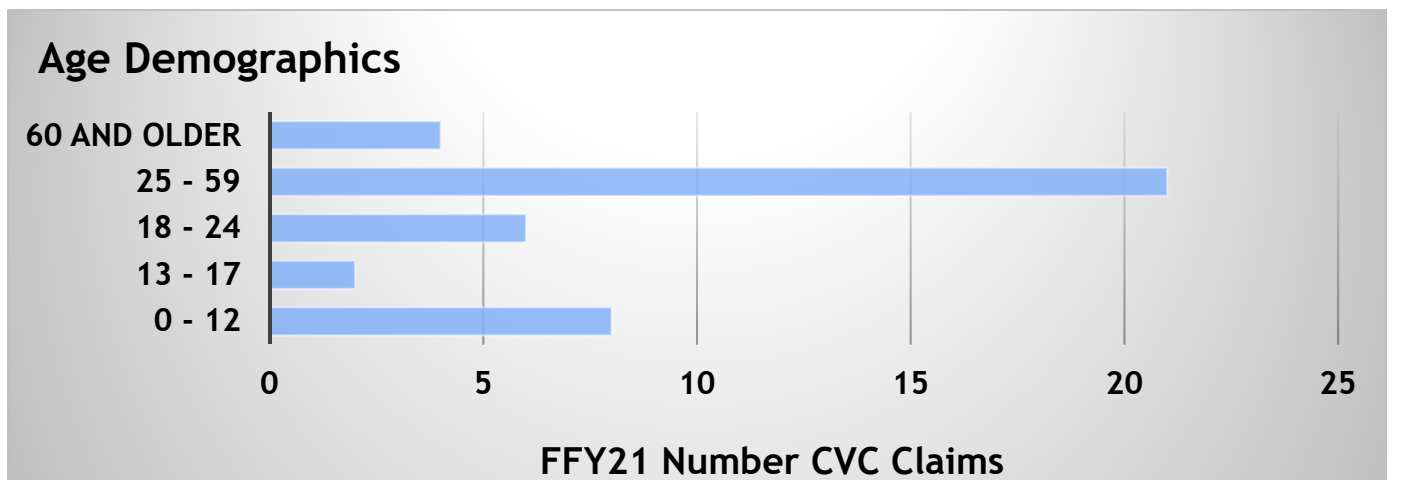
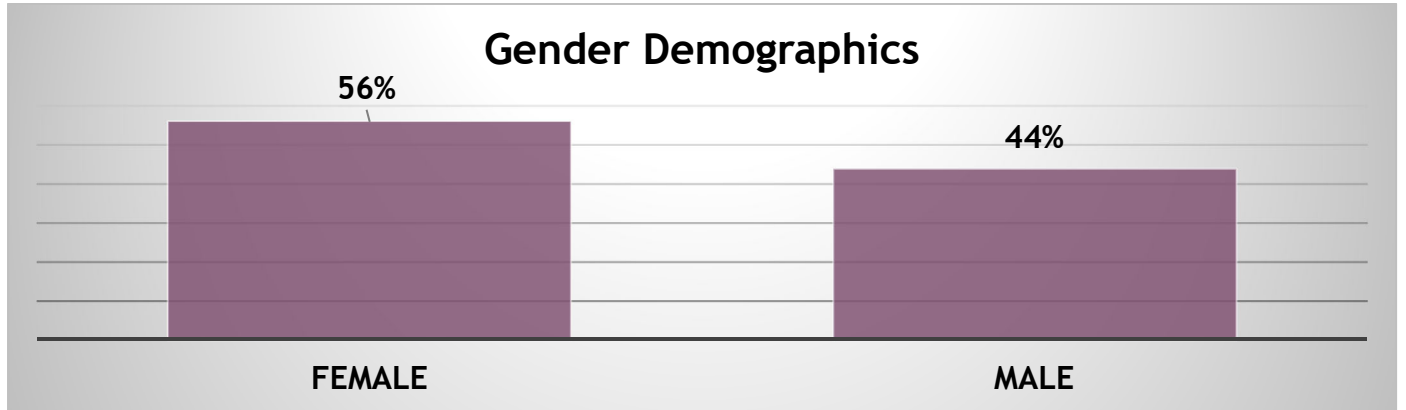
CVC CLAIM CRIMES PAID	NUMBER CVC CLAIMS PAID	NUMBER DV CLAIMS (OF TOTAL CLAIMS)	AMOUNT CVC CLAIMS PAID
Arson	0	0	\$0
Assault	15	6	\$11,902
Burglary	2	0	\$50
Child Abuse	19	Not Reported	\$5,335
Homicide	5	1	\$25,956
Human Trafficking	0	Not Reported	\$0
Kidnapping	0	0	\$0
DWI / DUI	2	Not Reported	\$3,048
Other Vehicular Crimes	27	Not Reported	\$33,806
Robbery	0	0	\$0
Sexual Assault	0	0	\$0
Stalking	0	0	\$0
Other: Protection Order Violations	0	0	\$0
TOTAL 12TH JD CVC CLAIMS PAID	71	16	\$77,596
TOTAL 12TH JD CVC FEDERAL GRANT FUNDS EXPENDED			\$0
CVC CLAIM SERVICES PAID			AMOUNT CVC CLAIMS PAID
MEDICAL/DENTAL			\$25,258
MENTAL HEALTH			\$7,106
ECONOMIC SUPPORT			\$18,741
FUNERAL/BURIAL			\$25,851
CRIME SCENE CLEAN-UP			\$0
RELOCATION			\$0
TRAVEL			\$0
SECURITY			\$0
DOORS			\$640
TOTAL 12TH JD CVC PROGRAM FUNDS PAID			\$77,956
TOTAL 12TH JD CVC PROGRAM STATE COLLECTIONS			\$107,438
TOTAL 12TH JD CVC FEDERAL GRANT FUNDS RECEIVED			\$0

12th Judicial District

Alamosa, Conejos, Costilla, Mineral, Rio Grande and Saguache Counties



*Includes Native American, Asian, Native Hawaiian / Pacific Islander and Multiple Races



13th Judicial District

Kit Carson, Logan, Morgan, Phillips, Sedgwick, Washington and Yuma
Counties

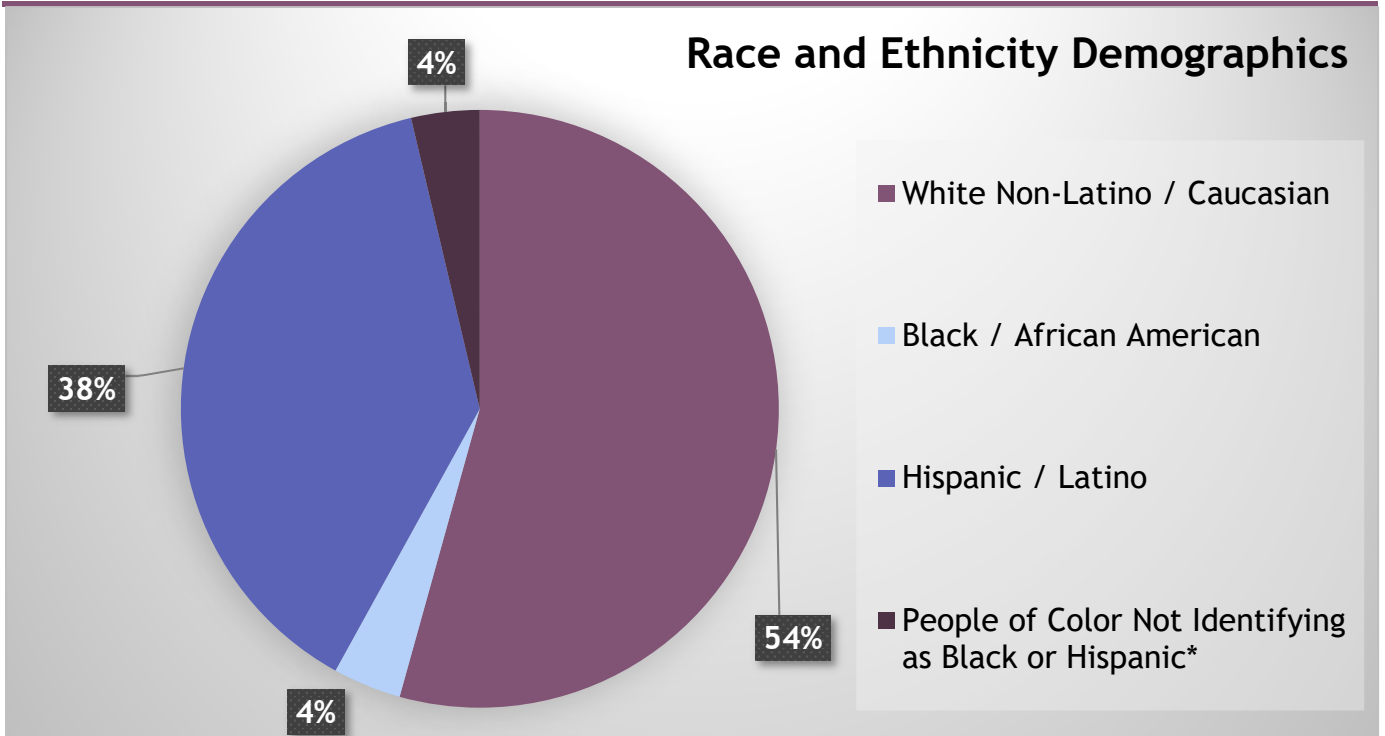
<https://www.13thda.com/victim-information>

Program Administrator: **Jill Olsen**
Office of the District Attorney
400 Warner Street
Fort Morgan, CO 80701
jolsen@13thda.com (970) 542-3420

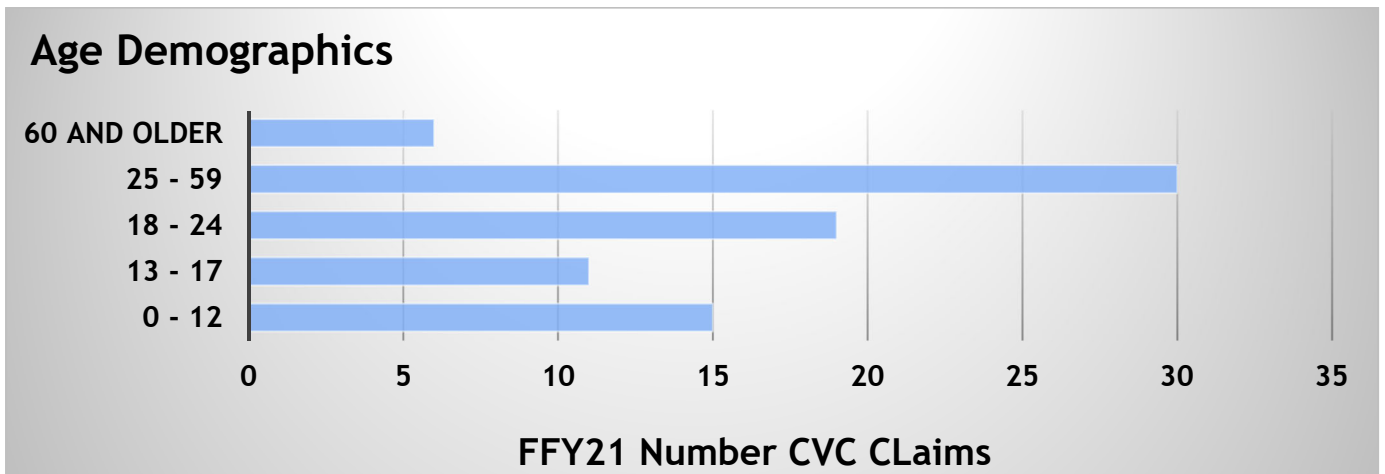
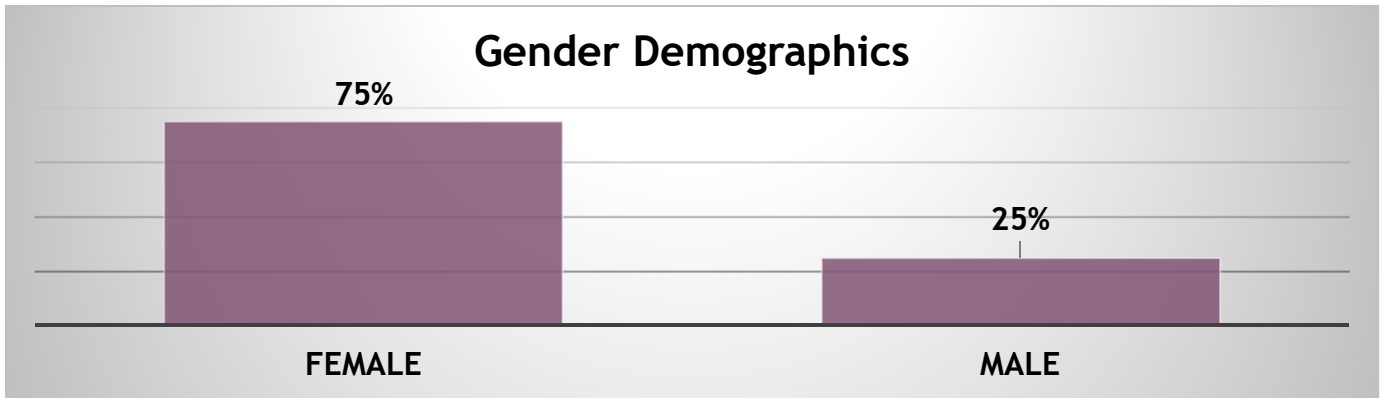
13th Judicial District FFY 2021 CVC Claims Paid & CVC Funds Expended

CVC CLAIM CRIMES PAID	NUMBER CVC CLAIMS PAID	NUMBER DV CLAIMS (OF TOTAL CLAIMS)	AMOUNT CVC CLAIMS PAID
Arson	0	0	\$0
Assault	49	31	\$41,830
Burglary	0	0	\$0
Child Abuse	35	Not Reported	\$15,906
Homicide	13	0	\$14,609
Human Trafficking	0	Not Reported	\$0
Kidnapping	0	0	\$0
DWI / DUI	0	Not Reported	\$0
Other Vehicular Crimes	4	Not Reported	\$2,793
Robbery	0	0	\$0
Sexual Assault	6	0	\$1,540
Stalking	1	0	\$679
Other: Protection Order Violations	0	0	\$0
TOTAL 13TH JD CVC CLAIMS PAID	108	34	\$77,357
TOTAL 13TH JD CVC FEDERAL GRANT FUNDS EXPENDED			\$0
CVC CLAIM SERVICES PAID			AMOUNT CVC CLAIMS PAID
MEDICAL/DENTAL			\$25,561
MENTAL HEALTH			\$21,698
ECONOMIC SUPPORT			\$14,287
FUNERAL/BURIAL			\$15,157
CRIME SCENE CLEAN-UP			\$0
RELOCATION			\$0
TRAVEL			\$0
SECURITY			\$0
DOORS			\$655
TOTAL 13TH JD CVC PROGRAM FUNDS PAID			\$77,357
TOTAL 13TH JD CVC PROGRAM STATE COLLECTIONS			\$234,586
TOTAL 13TH JD CVC FEDERAL GRANT FUNDS RECEIVED			\$0

13th Judicial District
 Kit Carson, Logan, Morgan, Phillips,
 Sedgwick, Washington and Yuma Counties



*Includes Native American, Asian, Native Hawaiian / Pacific Islander and Multiple Races



14th Judicial District
Grand, Moffat and Routt Counties

<https://14da.org/victim-services/>

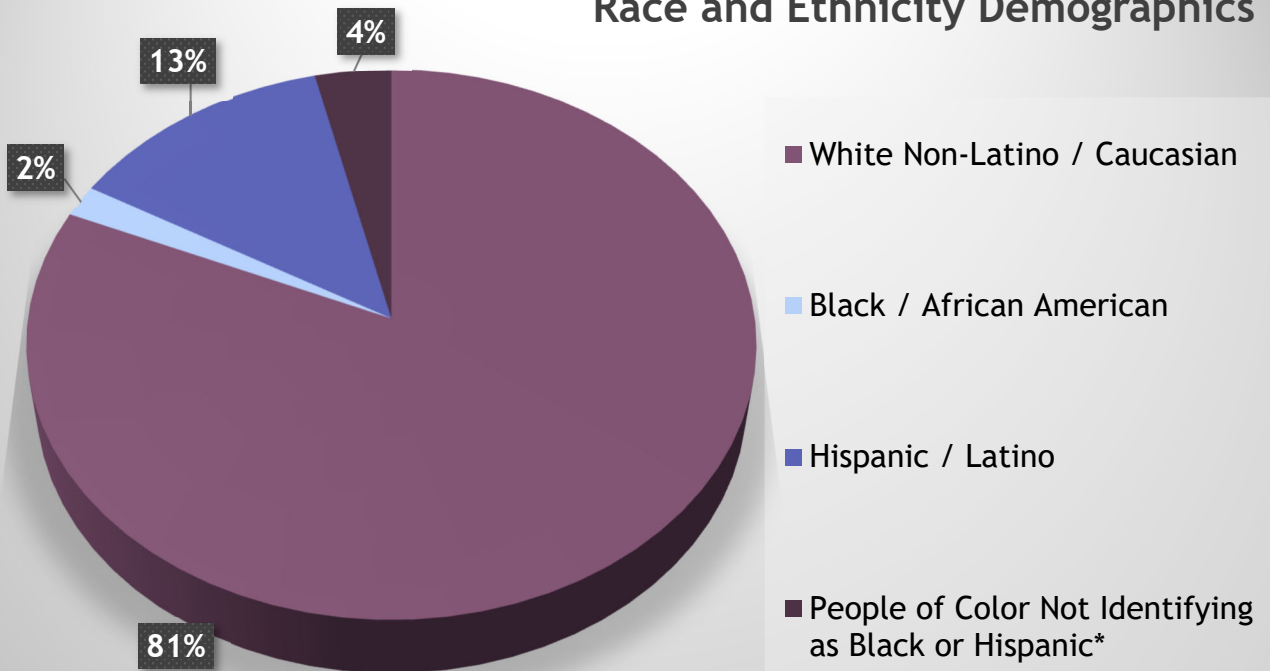
Program Administrator: Donna Zulian
 Office of the District Attorney
 221 West Victory Way, Suite 302
 Craig, CO 81625
dzulian@14da.org (970) 824-9143

14th Judicial District FFY 2021 CVC Claims Paid & CVC Funds Expended

CVC CLAIM CRIMES PAID	NUMBER CVC CLAIMS PAID	NUMBER DV CLAIMS (OF TOTAL CLAIMS)	AMOUNT CVC CLAIMS PAID
Arson	0	0	\$0
Assault	21	11	\$35,355
Burglary	0	0	\$0
Child Abuse	12	Not Reported	\$17,347
Homicide	3	0	\$15,934
Human Trafficking	0	Not Reported	\$0
Kidnapping	0	0	\$0
DWI / DUI	0	Not Reported	\$0
Other Vehicular Crimes	4	Not Reported	\$32,436
Robbery	0	0	\$0
Sexual Assault	5	0	\$6,253
Stalking	0	0	\$0
Other: Protection Order Violations	2	0	\$270
TOTAL 14TH JD CVC CLAIMS PAID	47	11	\$107,595
TOTAL 14TH JD CVC FEDERAL GRANT FUNDS EXPENDED			\$0
CVC CLAIM SERVICES PAID			AMOUNT CVC CLAIMS PAID
MEDICAL/DENTAL			\$29,008
MENTAL HEALTH			\$27,951
ECONOMIC SUPPORT			\$30,967
FUNERAL/BURIAL			\$19,627
CRIME SCENE CLEAN-UP			\$0
RELOCATION			\$0
TRAVEL			\$0
SECURITY			\$0
DOORS			\$42
TOTAL 14TH JD CVC PROGRAM FUNDS PAID			\$107,595
TOTAL 14TH JD CVC PROGRAM STATE COLLECTIONS			\$130,937
TOTAL 14TH JD CVC FEDERAL GRANT FUNDS RECEIVED			\$0

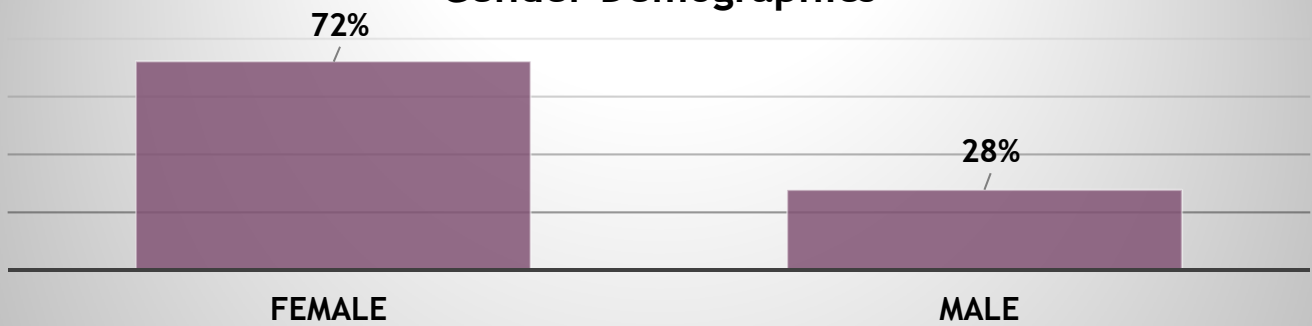
14th Judicial District Grand, Moffat and Routt Counties

Race and Ethnicity Demographics

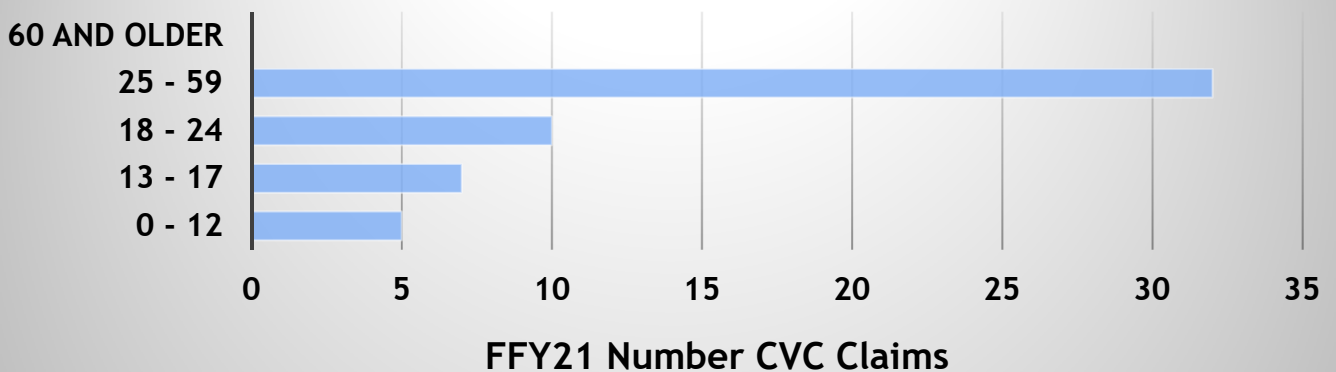


*Includes Native American, Asian, Native Hawaiian / Pacific Islander and Multiple Races

Gender Demographics



Age Demographics



15th Judicial District

Baca, Cheyenne, Kiowa and Prowers Counties

Program Administrator: Tammy Williams

Office of the District Attorney

110 East Oak Street

Lamar, CO 81052

tammy.williams@southeastcolorado.net (719) 336-7446

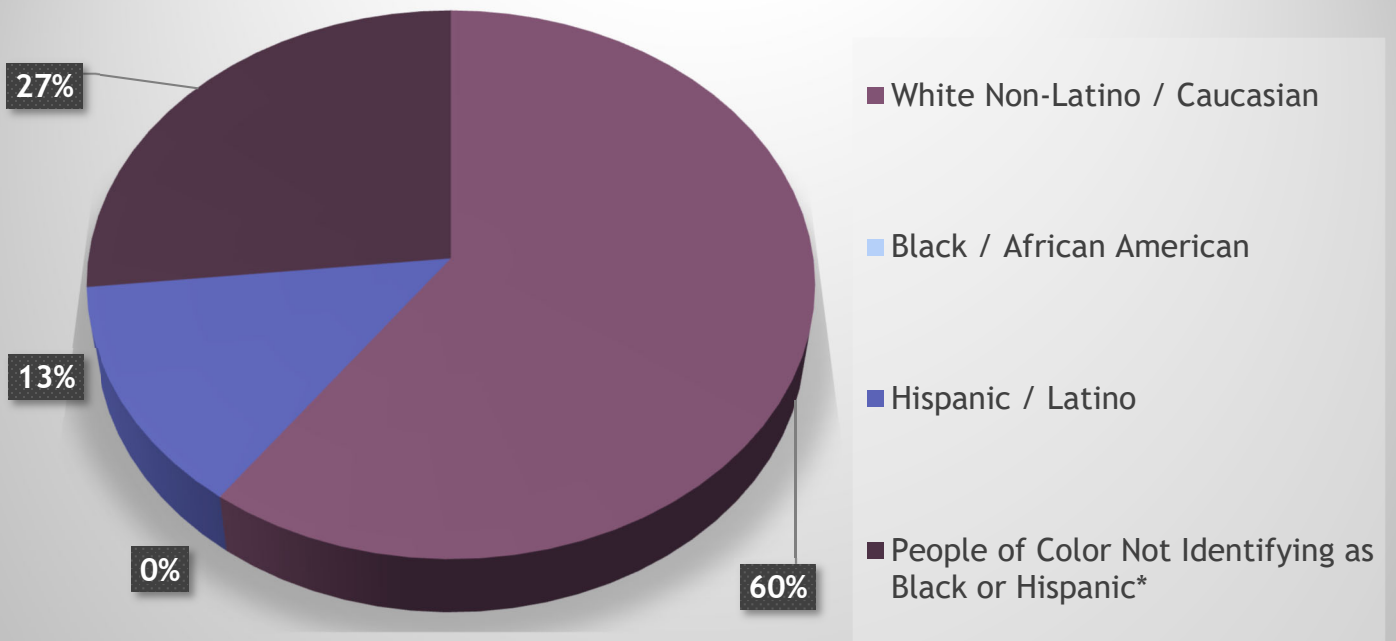
15th Judicial District FFY 2021 CVC Claims Paid & CVC Funds Expended

CVC CLAIM CRIMES PAID	NUMBER CVC CLAIMS PAID	NUMBER DV CLAIMS (OF TOTAL CLAIMS)	AMOUNT CVC CLAIMS PAID
Arson	0	0	\$0
Assault	2	1	\$6,261
Burglary	0	0	\$0
Child Abuse	2	Not Reported	\$8,275
Homicide	1	0	\$4,701
Human Trafficking	0	Not Reported	\$0
Kidnapping	0	0	\$0
DWI / DUI	0	Not Reported	\$0
Other Vehicular Crimes	8	Not Reported	\$34,010
Robbery	0	0	\$0
Sexual Assault	0	0	\$0
Stalking	0	0	\$0
Other: Protection Order Violations	0	0	\$0
TOTAL 15TH JD CVC CLAIMS PAID	13	1	\$53,247
TOTAL 15TH JD CVC FEDERAL GRANT FUNDS EXPENDED			\$0
CVC CLAIM SERVICES PAID			AMOUNT CVC CLAIMS PAID
MEDICAL/DENTAL			\$3,604
MENTAL HEALTH			\$9,514
ECONOMIC SUPPORT			\$1,108
FUNERAL/BURIAL			\$37,491
CRIME SCENE CLEAN-UP			\$0
RELOCATION			\$0
TRAVEL			\$1,5293
SECURITY			\$0
DOORS			\$0
TOTAL 15TH JD CVC PROGRAM FUNDS PAID			\$53,247
TOTAL 15TH JD CVC PROGRAM STATE COLLECTIONS			\$70,073
TOTAL 15TH JD CVC FEDERAL GRANT FUNDS RECEIVED			\$0

15th Judicial District

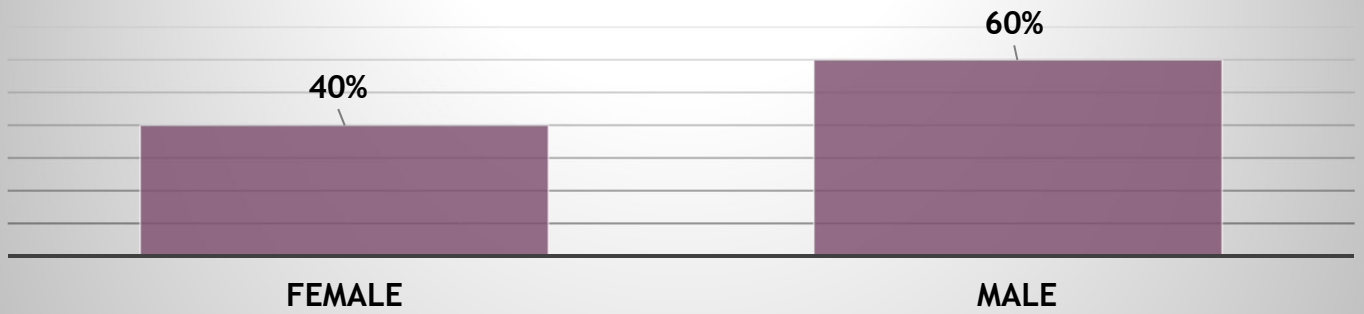
Baca, Cheyenne, Kiowa and Prowers Counties

Race and Ethnicity Demographics

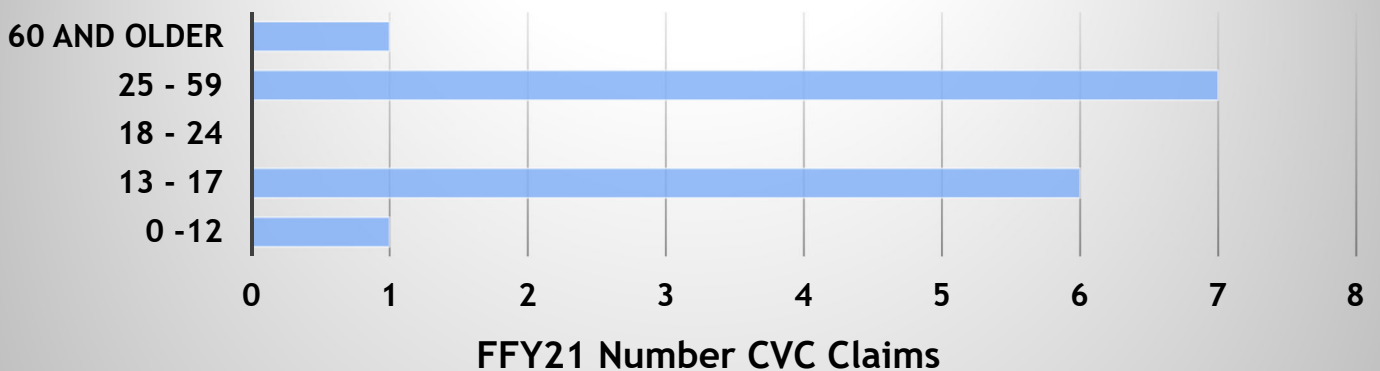


*Includes Native American, Asian, Native Hawaiian / Pacific Islander and Multiple Races

Gender Demographics



Age Demographics



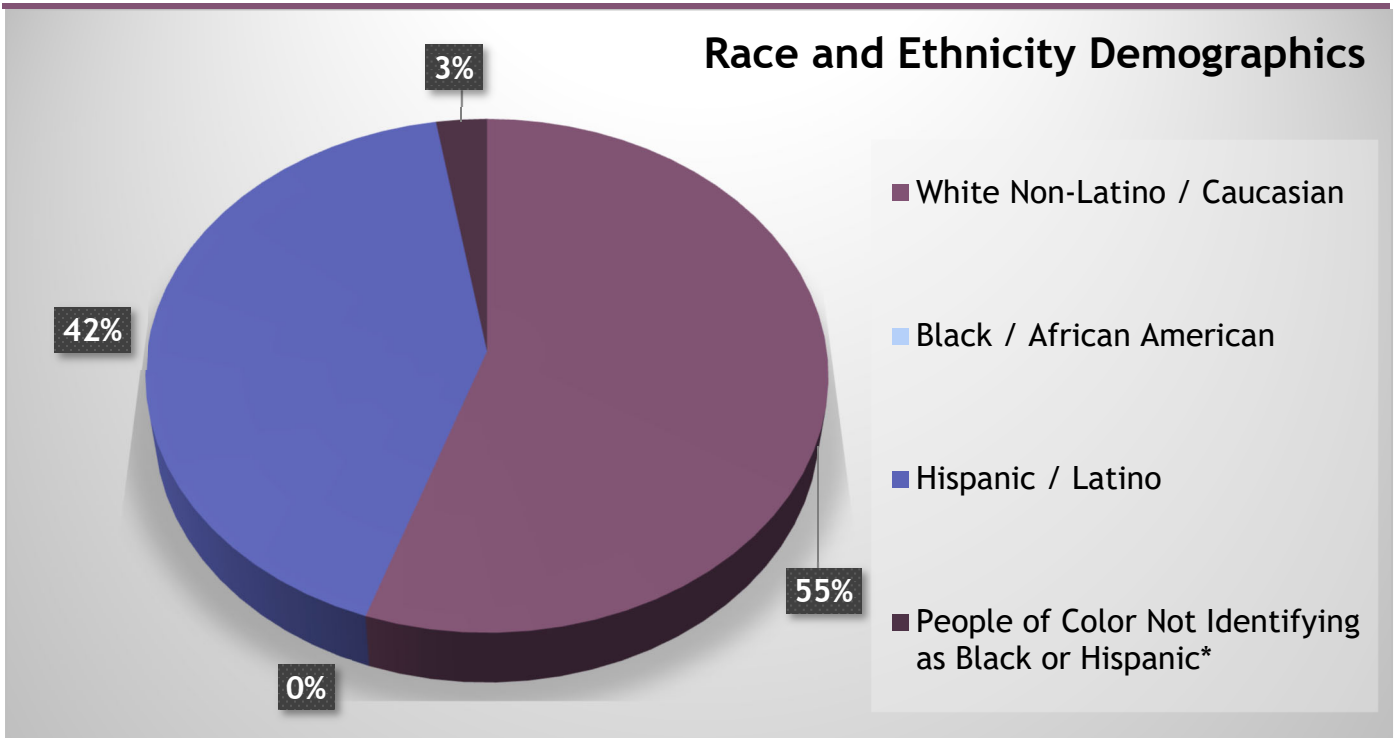
16th Judicial District
Bent, Crowley and Otero Counties

Program Administrator: Crystal Barnhart
 Office of the District Attorney
 P.O. Box 928
 La Junta, CO 81050
cbarnhart@da16co.gov (719) 384-8786

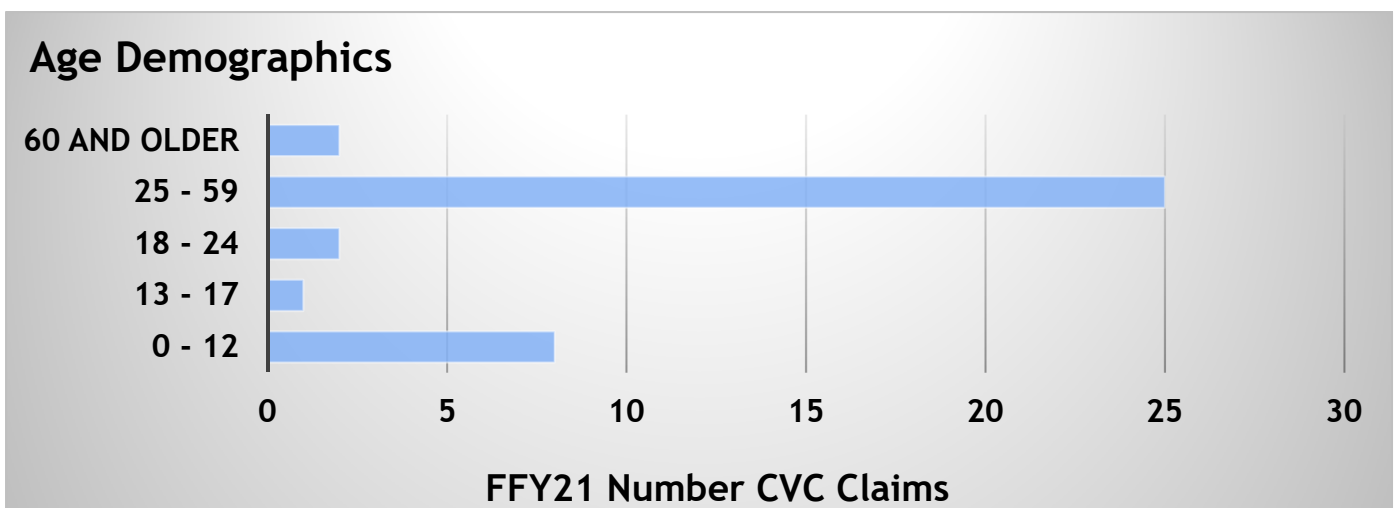
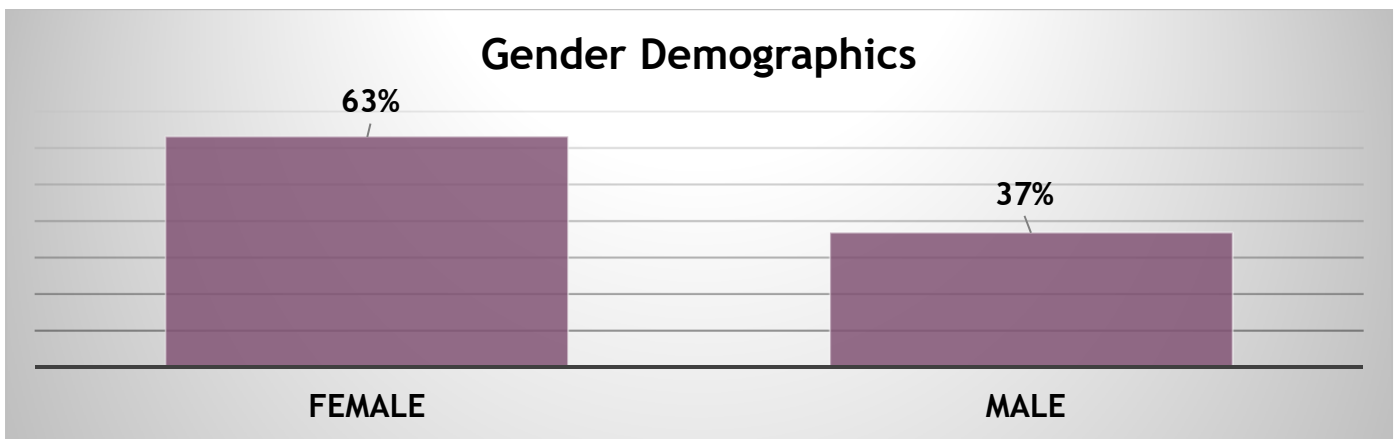
16th Judicial District FFY 2021 CVC Claims Paid & CVC Funds Expended

CVC CLAIM CRIMES PAID	NUMBER CVC CLAIMS PAID	NUMBER DV CLAIMS (OF TOTAL CLAIMS)	AMOUNT CVC CLAIMS PAID
Arson	1	1	\$4,401
Assault	16	8	\$36,966
Burglary	1	1	\$410
Child Abuse	9	Not Reported	\$7,082
Homicide	3	1	\$7,082
Human Trafficking	0	Not Reported	\$0
Kidnapping	0	0	\$0
DWI / DUI	0	Not Reported	\$0
Other Vehicular Crimes	6	Not Reported	\$44,519
Robbery	1	0	\$467
Sexual Assault	0	0	\$0
Stalking	0	0	\$0
Other: Protection Order Violations	3	3	\$472
TOTAL 16TH JD CVC CLAIMS PAID	40	14	\$102,285
TOTAL 16TH JD CVC FEDERAL GRANT FUNDS EXPENDED			\$0
CVC CLAIM SERVICES PAID			AMOUNT CVC CLAIMS PAID
MEDICAL/DENTAL			\$50,732
MENTAL HEALTH			\$8,730
ECONOMIC SUPPORT			\$17,530
FUNERAL/BURIAL			\$17,298
CRIME SCENE CLEAN-UP			\$0
RELOCATION			\$7,136
TRAVEL			\$0
SECURITY			\$450
DOORS			\$4100
TOTAL 16TH JD CVC PROGRAM FUNDS PAID			\$102,285
TOTAL 16TH JD CVC PROGRAM STATE COLLECTIONS 33% LESS THAN PAID			\$68,557
TOTAL 16TH JD CVC FEDERAL GRANT FUNDS RECEIVED			\$0

16th Judicial District Bent, Crowley and Otero Counties



*Includes Native American, Asian, Native Hawaiian / Pacific Islander and Multiple Races



17th Judicial District
Adams and Broomfield Counties

www.crimevictimcompensation.org

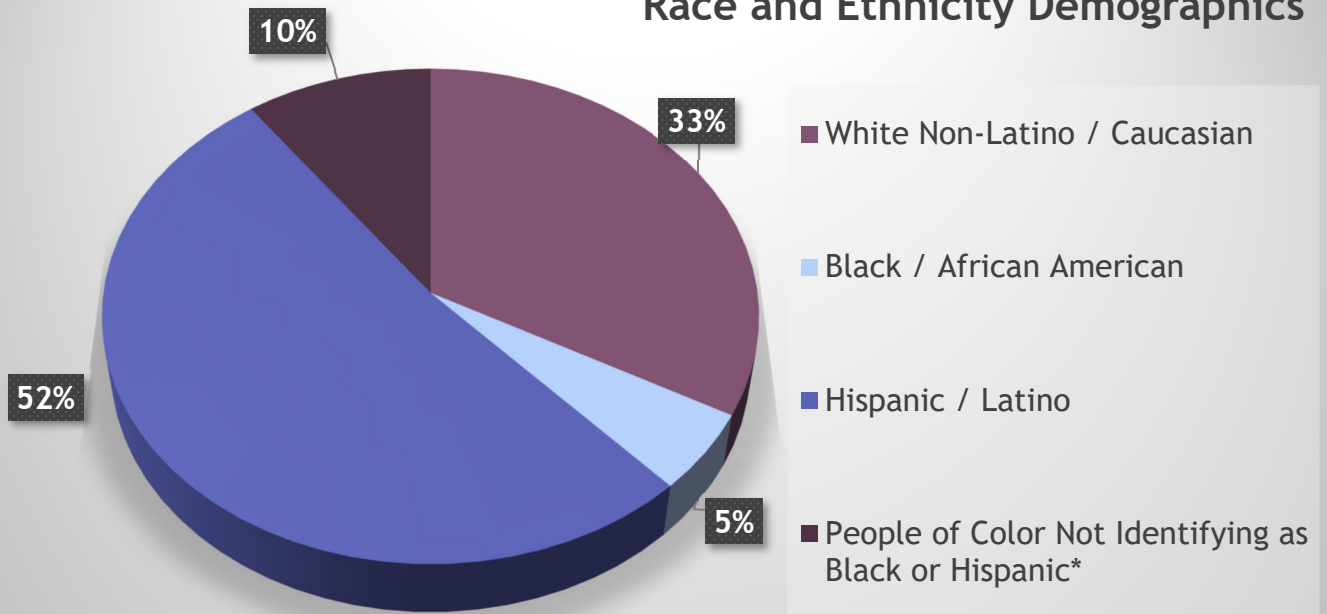
Program Administrator: Tonya Isenbart
 Office of the District Attorney
 1000 Judicial Center Drive, Suite 100
 Brighton, CO 80601
tisenbart@da17.state.co.us (303) 835-5791

17th Judicial District FFY 2021 CVC Claims Paid & CVC Funds Expended

CVC CLAIM CRIMES PAID	NUMBER CVC CLAIMS PAID	NUMBER DV CLAIMS (OF TOTAL CLAIMS)	AMOUNT CVC CLAIMS PAID
Arson	3	0	\$648
Assault	470	258	\$512,314
Burglary	43	0	\$26,988
Child Abuse	522	Not Reported	\$322,576
Homicide	97	5	\$268,788
Human Trafficking	0	Not Reported	\$0
Kidnapping	4	2	\$1,774
DWI / DUI	4	Not Reported	\$25,548
Other Vehicular Crimes	44	Not Reported	\$230,957
Robbery	23	0	\$12,837
Sexual Assault	58	6	\$39,456
Stalking	1	0	\$274
Other: Protection Order Violations	28	25	\$20,441
TOTAL 17TH JD CVC CLAIMS PAID	1,297	296	\$1,462,599
TOTAL 17TH JD CVC FEDERAL GRANT FUNDS EXPENDED			\$821,350
CVC CLAIM SERVICES PAID			AMOUNT CVC CLAIMS PAID
MEDICAL/DENTAL			\$519,829
MENTAL HEALTH			\$571,469
ECONOMIC SUPPORT			\$39,872
FUNERAL/BURIAL			\$276,965
CRIME SCENE CLEAN-UP			\$2,000
RELOCATION			\$0
TRAVEL			\$0
SECURITY			\$40,909
DOORS			\$11,555
TOTAL 17TH JD CVC PROGRAM FUNDS PAID			\$1,462,599
TOTAL 17TH JD CVC PROGRAM STATE COLLECTIONS 49% LESS THAN PAID			\$747,037
TOTAL 17TH JD CVC FEDERAL GRANT FUNDS RECEIVED			\$601,350

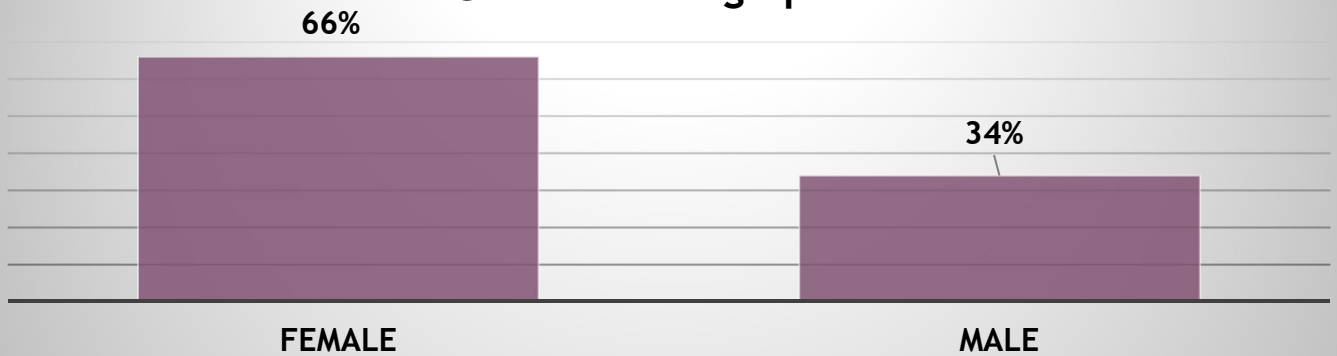
17th Judicial District Adams and Broomfield Counties

Race and Ethnicity Demographics

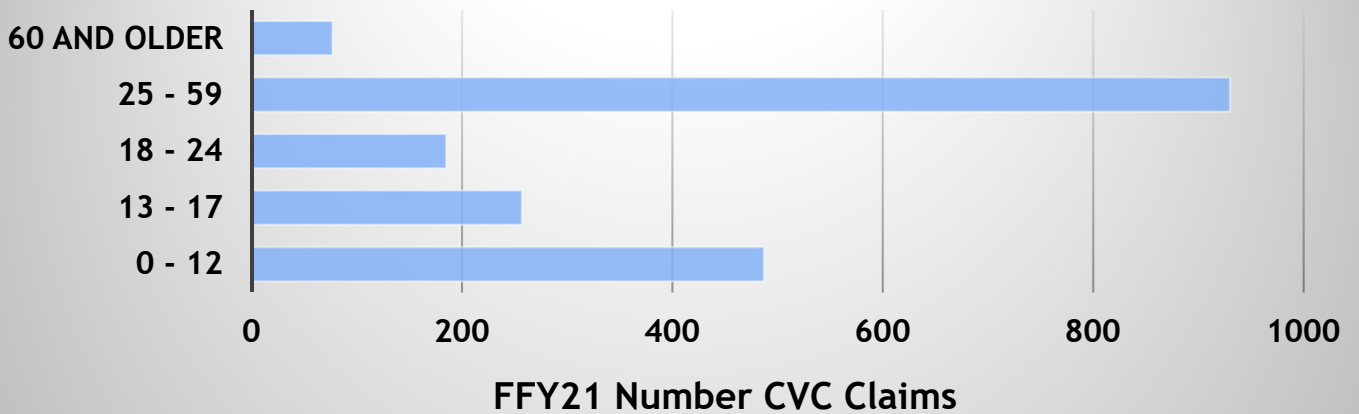


*Includes Native American, Asian, Native Hawaiian / Pacific Islander and Multiple Races

Gender Demographics



Age Demographics



18th Judicial District
Arapahoe, Douglas, Elbert and Lincoln Counties

<https://www.da18.org/victims-services/victim-compensation/>

Program Administrator: Wendy Buter

Office of the District Attorney
 6450 South. Revere Parkway
 Centennial, CO 80111

wbuter@da18.state.co.us

(720) 874-8607

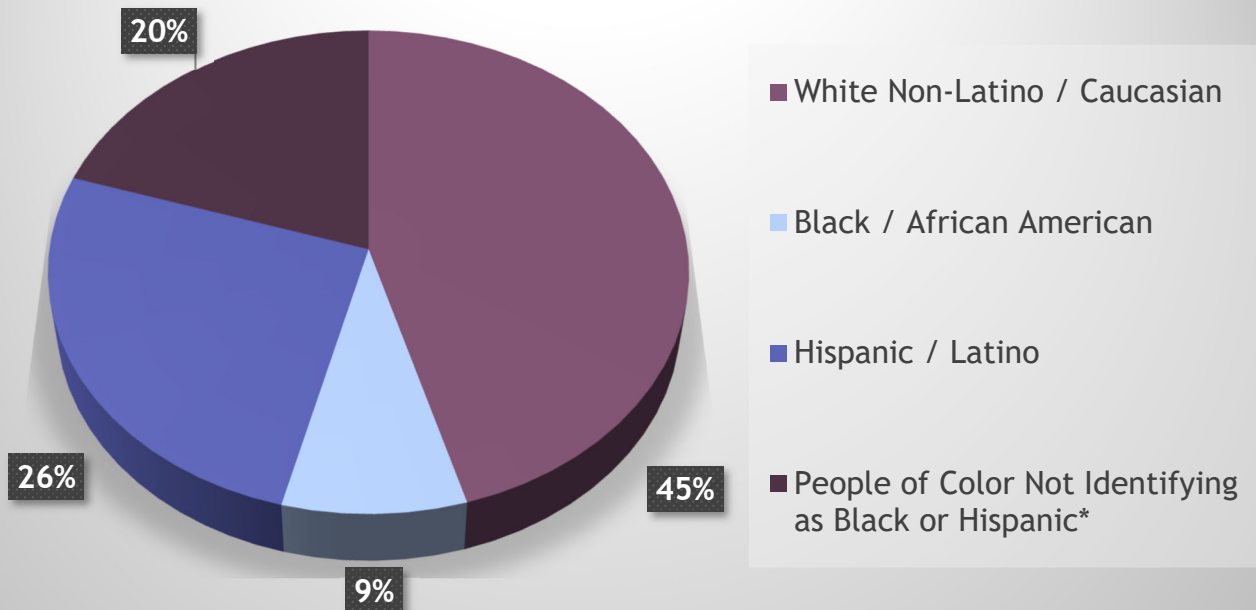
18th Judicial District FFY 2021 CVC Claims Paid & CVC Funds Expended

CVC CLAIM CRIMES PAID	NUMBER CVC CLAIMS PAID	NUMBER DV CLAIMS (OF TOTAL CLAIMS)	AMOUNT CVC CLAIMS PAID
Arson	1	0	\$3,187
Assault	392	144	\$656,317
Burglary	12	5	\$11,262
Child Abuse	233	Not Reported	\$232,077
Homicide	76	9	\$191,211
Human Trafficking	1	Not Reported	\$1,980
Kidnapping	1	0	\$1,800
DWI / DUI	6	Not Reported	\$21,904
Other Vehicular Crimes	40	Not Reported	\$125,249
Robbery	15	0	\$18,912
Sexual Assault	51	12	\$50,167
Stalking	2	1	\$940
Other: Protection Order Violations	0	0	\$0
TOTAL 18TH JD CVC CLAIMS PAID	837	174	\$1,326,226
TOTAL 18TH JD CVC FEDERAL GRANT FUNDS EXPENDED			\$250,000
CVC CLAIM SERVICES PAID			AMOUNT CVC CLAIMS PAID
MEDICAL/DENTAL			\$354,124
MENTAL HEALTH			\$602,079
ECONOMIC SUPPORT			\$117,432
FUNERAL/BURIAL			\$236,230
CRIME SCENE CLEAN-UP			\$3,314
RELOCATION			\$0
TRAVEL			\$0
SECURITY			\$6,805
DOORS			\$6,242
TOTAL 18TH JD CVC PROGRAM FUNDS PAID			\$1,326,226
TOTAL 18TH JD CVC PROGRAM STATE COLLECTIONS			\$1,486,998
TOTAL 18TH JD CVC FEDERAL GRANT FUNDS RECEIVED			\$250,000

18th Judicial District

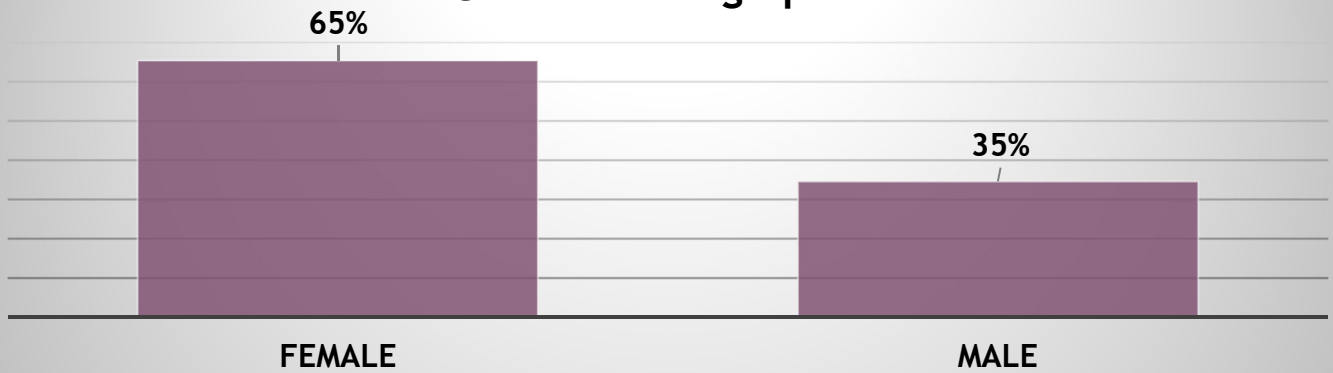
Arapahoe, Douglas, Elbert and Lincoln Counties

Race and Ethnicity Demographics

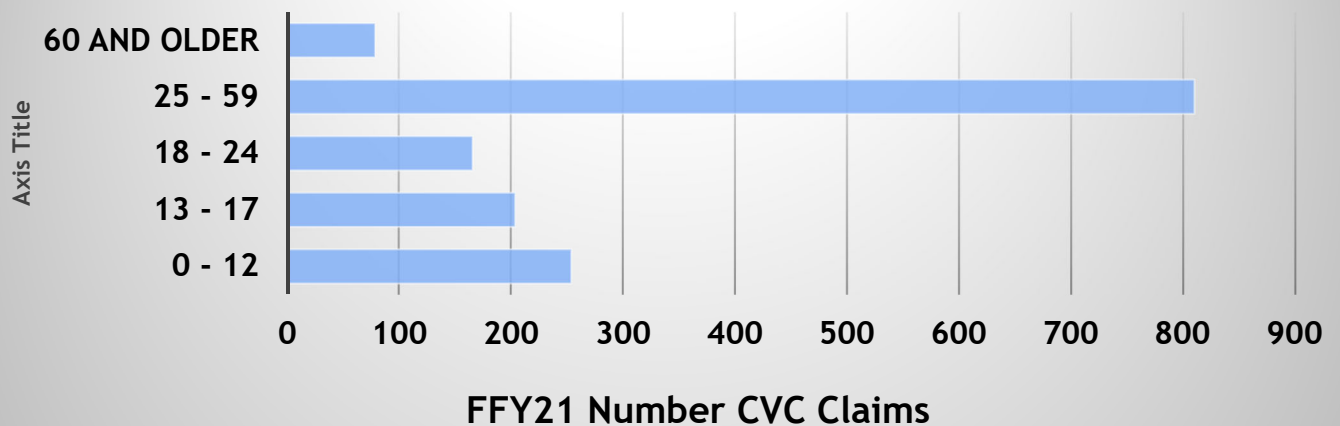


*Includes Native American, Asian, Native Hawaiian / Pacific Islander and Multiple Races

Gender Demographics



Age Demographics



19th Judicial District Weld County

<https://www.weldda.com/Resources/Victim-Services/Crime-Victim-Compensation>

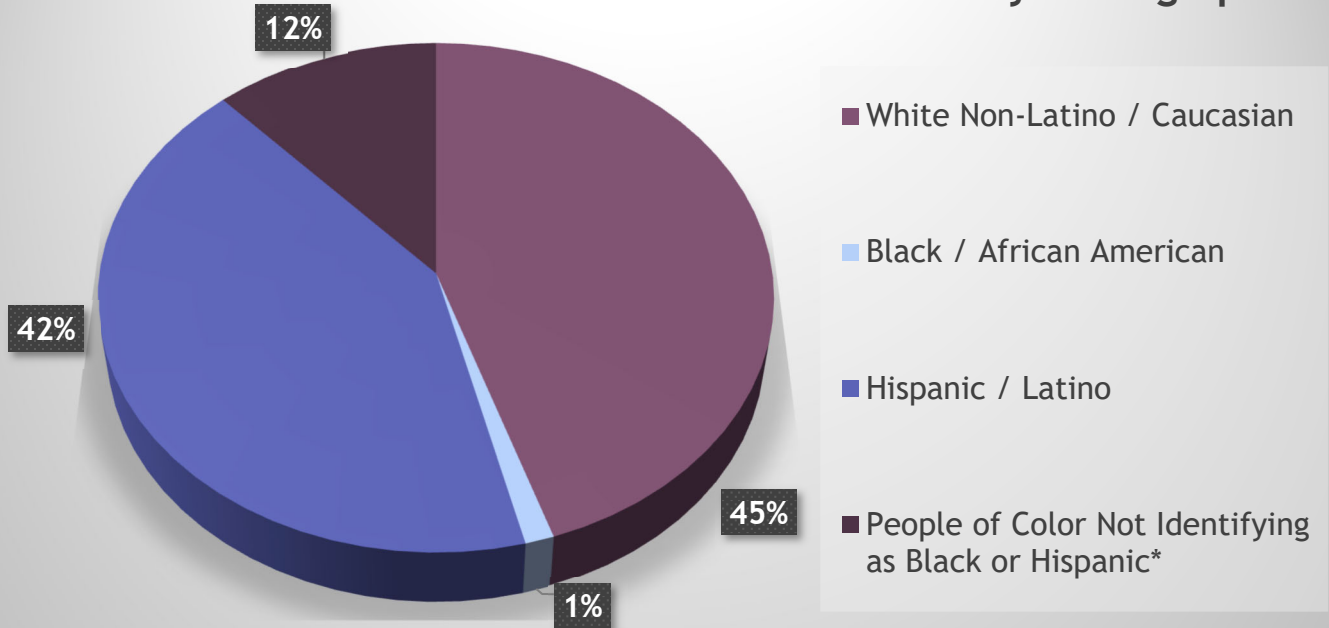
Program Administrator: Karol Patch
 Office of the District Attorney
 P.O. Box 1167
 Greeley, CO 80632
kpatch@co.weld.co.us (970) 400-4748

19th Judicial District FFY 2021 CVC Claims Paid & CVC Funds Expended

CVC CLAIM CRIMES PAID	NUMBER CVC CLAIMS PAID	NUMBER DV CLAIMS (OF TOTAL CLAIMS)	AMOUNT CVC CLAIMS PAID
Arson	0	0	\$0
Assault	105	63	\$189,493
Burglary	7	4	\$8,359
Child Abuse	35	Not Reported	\$35,779
Homicide	26	3	\$106,132
Human Trafficking	0	Not Reported	\$0
Kidnapping	2	2	\$3,353
DWI / DUI	0	Not Reported	\$0
Other Vehicular Crimes	7	Not Reported	\$38,021
Robbery	2	0	\$1,276
Sexual Assault	15	0	\$36,660
Stalking	2	0	\$730
Other: Protection Order Violations	2	2	\$5,648
TOTAL 19TH JD CVC CLAIMS PAID	203	74	\$425,450
TOTAL 19TH JD CVC FEDERAL GRANT FUNDS EXPENDED			\$0
CVC CLAIM SERVICES PAID			AMOUNT CVC CLAIMS PAID
MEDICAL/DENTAL			\$103,768
MENTAL HEALTH			\$81,602
ECONOMIC SUPPORT			\$131,791
FUNERAL/BURIAL			\$78,599
CRIME SCENE CLEAN-UP			\$2,997
RELOCATION			\$22,491
TRAVEL			\$0
SECURITY			\$3,994
DOORS			\$5,208
TOTAL 19TH JD CVC PROGRAM FUNDS PAID			\$425,450
TOTAL 19TH JD CVC PROGRAM STATE COLLECTIONS			\$538,598
TOTAL 19TH JD CVC FEDERAL GRANT FUNDS RECEIVED			\$0

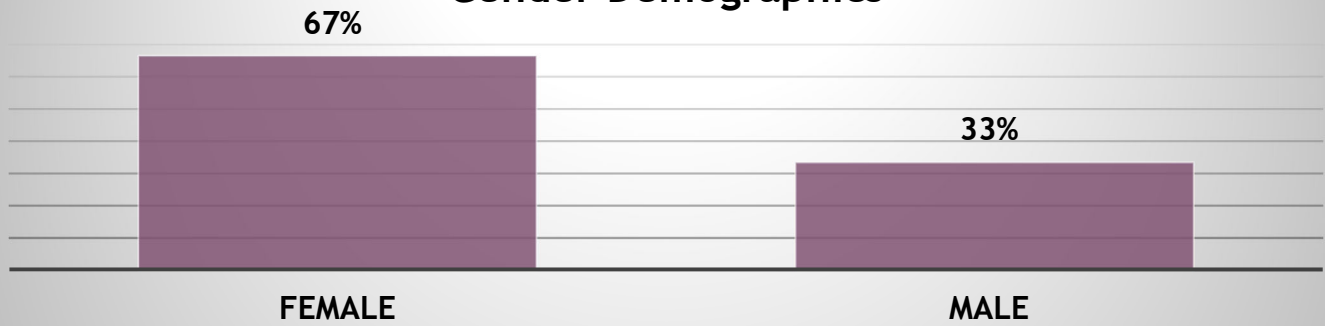
19th Judicial District Weld County

Race and Ethnicity Demographics

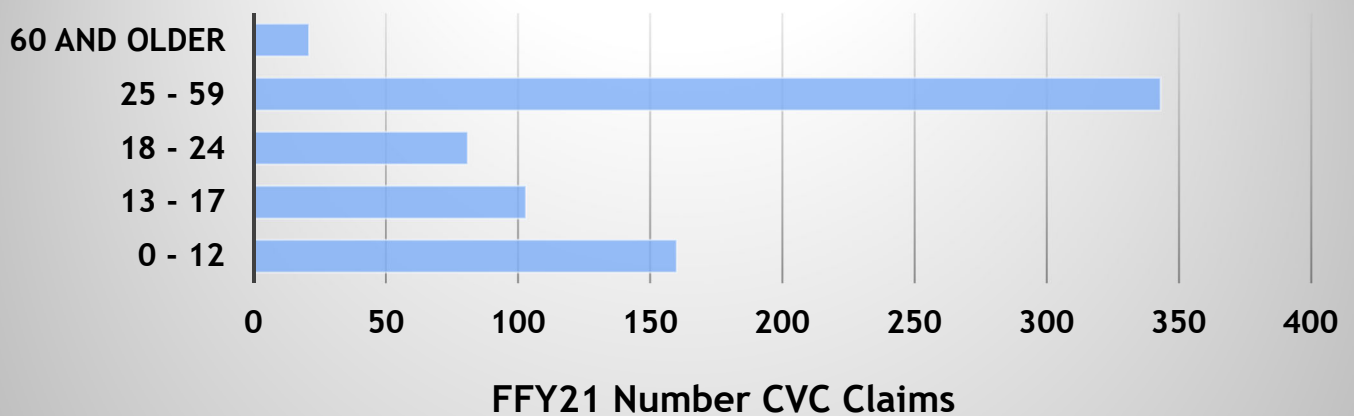


*Includes Native American, Asian, Native Hawaiian / Pacific Islander and Multiple Races

Gender Demographics



Age Demographics



20th Judicial District Boulder County

<https://bouldercounty.gov/district-attorney/cvc>

Program Administrator: Kim Stalnacker

Office of the District Attorney
Boulder County Courts Building
1035 Kimbark Street
Longmont, CO 80501

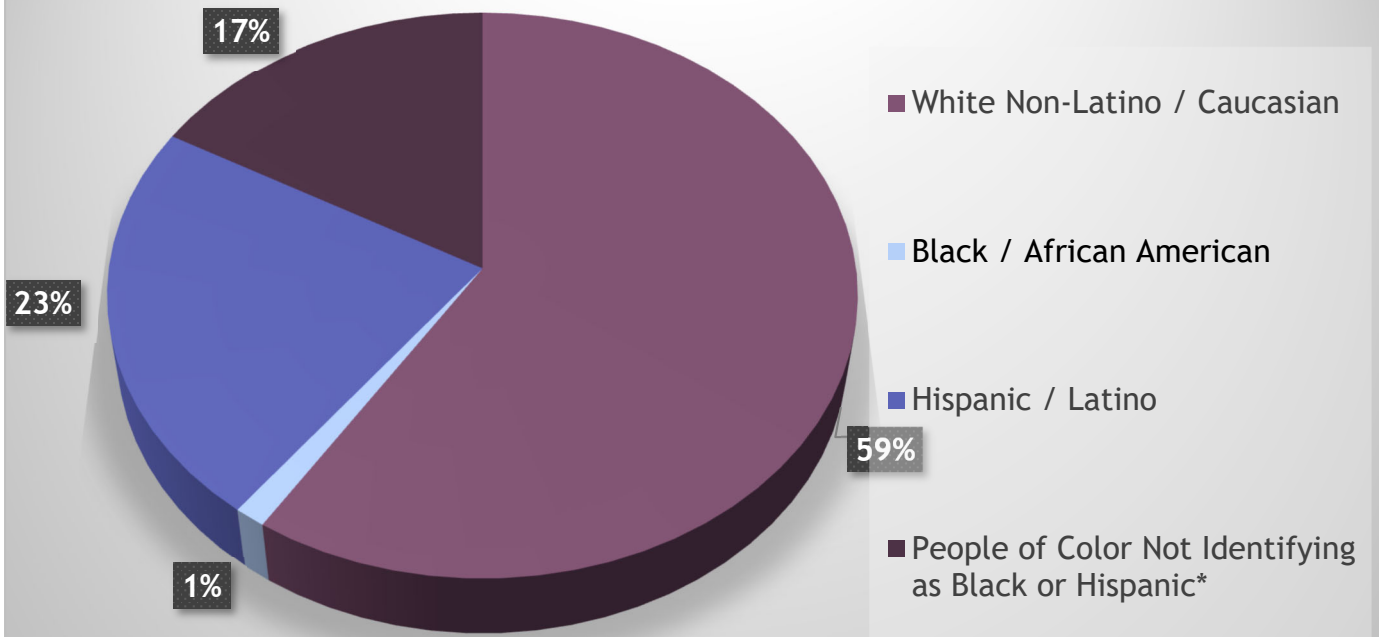
kstalnacker@bouldercounty.org (303) 682-6801

20th Judicial District FFY 2021 CVC Claims Paid & CVC Funds Expended

CVC CLAIM CRIMES PAID	NUMBER CVC CLAIMS PAID	NUMBER DV CLAIMS (OF TOTAL CLAIMS)	AMOUNT CVC CLAIMS PAID
Arson	0	0	\$0
Assault	76	48	\$167,822
Burglary	8	4	\$14,845
Child Abuse	33	Not Reported	\$38,642
Homicide	37	2	\$119,742
Human Trafficking	0	Not Reported	\$0
Kidnapping	4	1	\$5,509
DWI / DUI	0	Not Reported	\$0
Other Vehicular Crimes	7	Not Reported	\$41,807
Robbery	5	0	\$7,851
Sexual Assault	20	3	\$27,564
Stalking	5	4	\$5,115
Other: Protection Order Violations	7	7	\$5,495
TOTAL 20TH JD CVC CLAIMS PAID	202	69	\$434,392
TOTAL 20TH JD CVC FEDERAL GRANT FUNDS EXPENDED			\$23,907
CVC CLAIM SERVICES PAID			AMOUNT CVC CLAIMS PAID
MEDICAL/DENTAL			\$191,482
MENTAL HEALTH			\$108,161
ECONOMIC SUPPORT			\$39,831
FUNERAL/BURIAL			\$68,101
CRIME SCENE CLEAN-UP			\$0
RELOCATION			\$11,191
TRAVEL			\$0
SECURITY			\$11,640
DOORS			\$3,988
TOTAL 20TH JD CVC PROGRAM FUNDS PAID			\$434,392
TOTAL 20TH JD CVC PROGRAM STATE COLLECTIONS 38% LESS THAN PAID			\$315,078
TOTAL 20TH JD CVC FEDERAL GRANT FUNDS RECEIVED			\$23,907

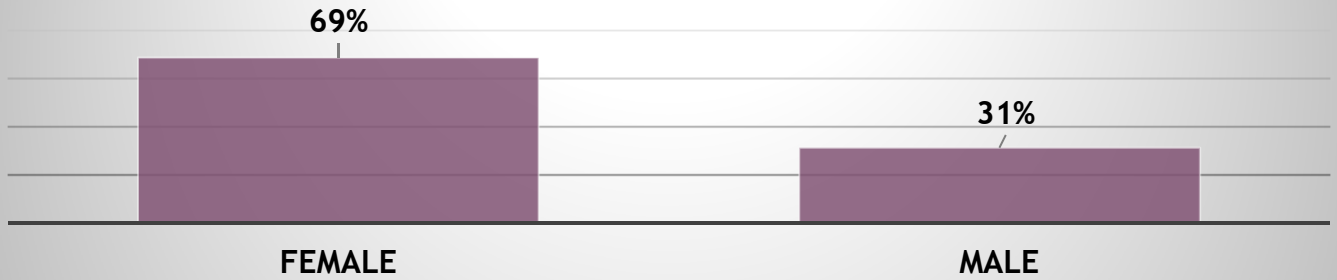
20th Judicial District Boulder County

Race and Ethnicity Demographics

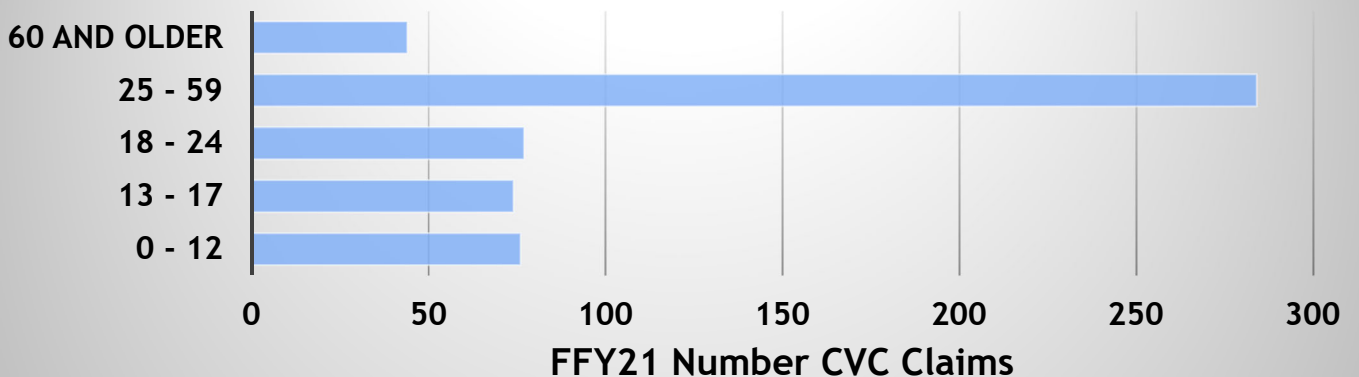


*Includes Native American, Asian, Native Hawaiian / Pacific Islander and Multiple Races

Gender Demographics



Age Demographics



21st Judicial District Mesa County

<https://da.mesacounty.us/victimwitness-program/crime-victim-compensation/>

Program Administrator: Jennifer Ballagh

Office of the District Attorney

P.O. Box 20,000-5031

Grand Junction, CO 81502

jennifer.ballagh@mesacounty.us

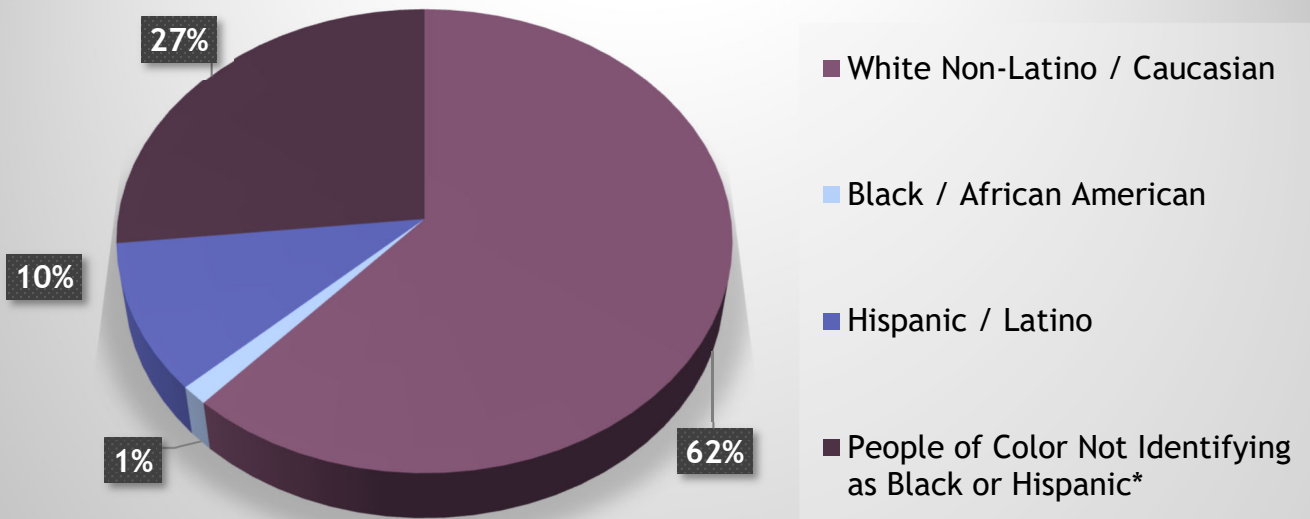
(970) 244-1737

21st Judicial District FFY 2021 CVC Claims Paid & CVC Funds Expended

CVC CLAIM CRIMES PAID	NUMBER CVC CLAIMS PAID	NUMBER DV CLAIMS (OF TOTAL CLAIMS)	AMOUNT CVC CLAIMS PAID
Arson	0	0	\$0
Assault	76	43	\$185,430
Burglary	13	9	\$20,693
Child Abuse	57	Not Reported	\$140,847
Homicide	30	9	\$20,703
Human Trafficking	0	Not Reported	\$0
Kidnapping	5	4	\$7,937
DWI / DUI	0	Not Reported	\$0
Other Vehicular Crimes	9	Not Reported	\$86,057
Robbery	2	0	\$803
Sexual Assault	5	2	\$10,699
Stalking	4	3	\$4,646
Other: Protection Order Violations	3	3	\$5,725
TOTAL 21st JD CVC CLAIMS PAID	214	76	\$513,541
TOTAL 21st JD CVC FEDERAL GRANT FUNDS EXPENDED			\$0
CVC CLAIM SERVICES PAID			AMOUNT CVC CLAIMS PAID
MEDICAL/DENTAL			\$105,573
MENTAL HEALTH			\$190,614
ECONOMIC SUPPORT			\$125,198
FUNERAL/BURIAL			\$30,752
CRIME SCENE CLEAN-UP			\$0
RELOCATION			\$46,968
TRAVEL			\$4,080
SECURITY			\$8,769
DOORS			\$1,599
TOTAL 21st JD CVC PROGRAM FUNDS PAID			\$513,541
TOTAL 21st JD CVC PROGRAM STATE COLLECTIONS 30% LESS THAN PAID			\$393,871
TOTAL 21st JD CVC FEDERAL GRANT FUNDS RECEIVED			\$0

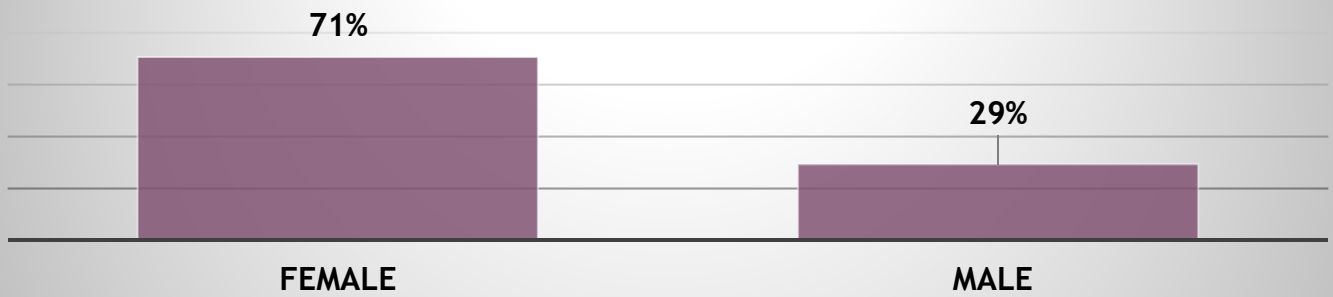
21st Judicial District Mesa County

Race and Ethnicity Demographics

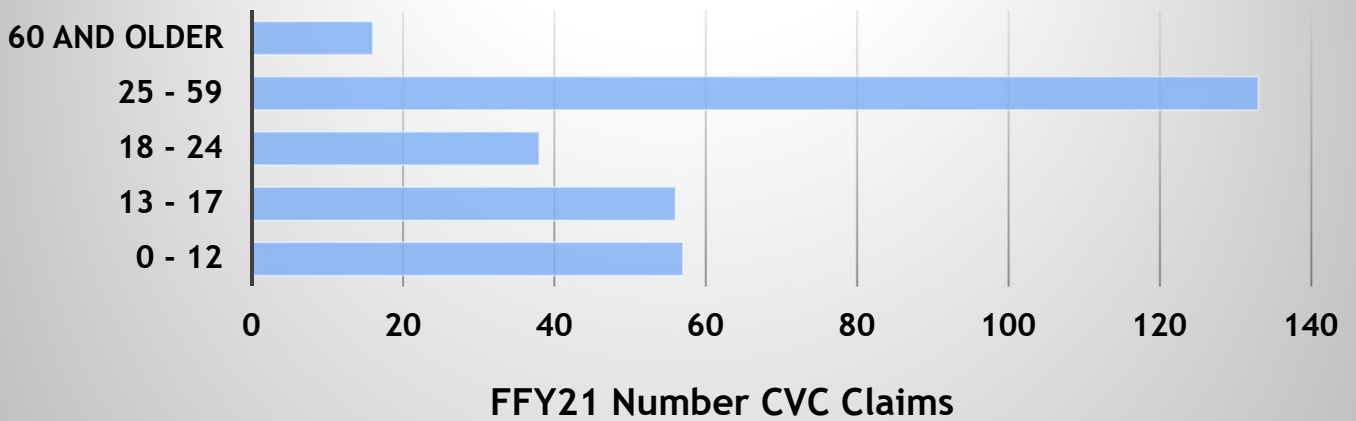


*Includes Native American, Asian, Native Hawaiian / Pacific Islander and Multiple Races

Gender Demographics



Age Demographics



22nd Judicial District Dolores and Montezuma Counties

<https://montezumacounty.org/services/district-attorney/victim-compensation-program/>

Program Administrator: Ashli Wagaman

Office of the District Attorney
109 West Main Street, Suite 303
Cortez, CO 81321

awagaman@co.montezuma.co.us

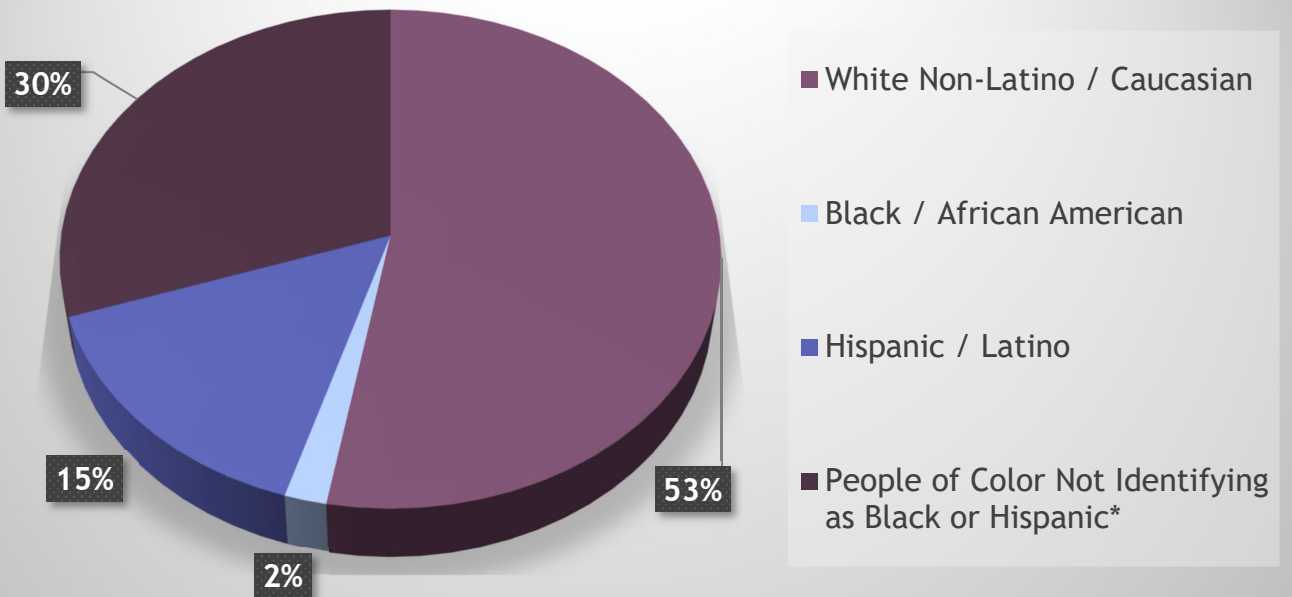
(970) 564-2755

22nd Judicial District FFY 2021 CVC Claims Paid & CVC Funds Expended

CVC CLAIM CRIMES PAID	NUMBER CVC CLAIMS PAID	NUMBER DV CLAIMS (OF TOTAL CLAIMS)	AMOUNT CVC CLAIMS PAID
Arson	0	0	\$0
Assault	33	22	\$54,563
Burglary	4	2	\$18,941
Child Abuse	1	Not Reported	\$1,017
Homicide	1	0	\$2,000
Human Trafficking	0	Not Reported	\$0
Kidnapping	1		\$4,205
DWI / DUI	6	Not Reported	\$14,123
Other Vehicular Crimes	4	Not Reported	\$8,077
Robbery	0	0	\$0
Sexual Assault	2	0	\$2,955
Stalking	0	0	\$0
Other: Protection Order Violations	4	4	\$1,446
TOTAL 22nd JD CVC CLAIMS PAID	53	28	\$107,327
TOTAL 22nd JD CVC FEDERAL GRANT FUNDS EXPENDED			\$0
CVC CLAIM SERVICES PAID			AMOUNT CVC CLAIMS PAID
MEDICAL/DENTAL			\$43,809
MENTAL HEALTH			\$4,633
ECONOMIC SUPPORT			\$25,373
FUNERAL/BURIAL			\$15,329
CRIME SCENE CLEAN-UP			\$0
RELOCATION			\$8,083
TRAVEL			\$0
SECURITY			\$9,347
DOORS			\$755
TOTAL 21ST JD CVC PROGRAM FUNDS PAID			\$107,327
TOTAL 21ST JD CVC PROGRAM STATE COLLECTIONS 10% LESS THAN PAID			\$96,520
TOTAL 21ST JD CVC FEDERAL GRANT FUNDS RECEIVED			\$0

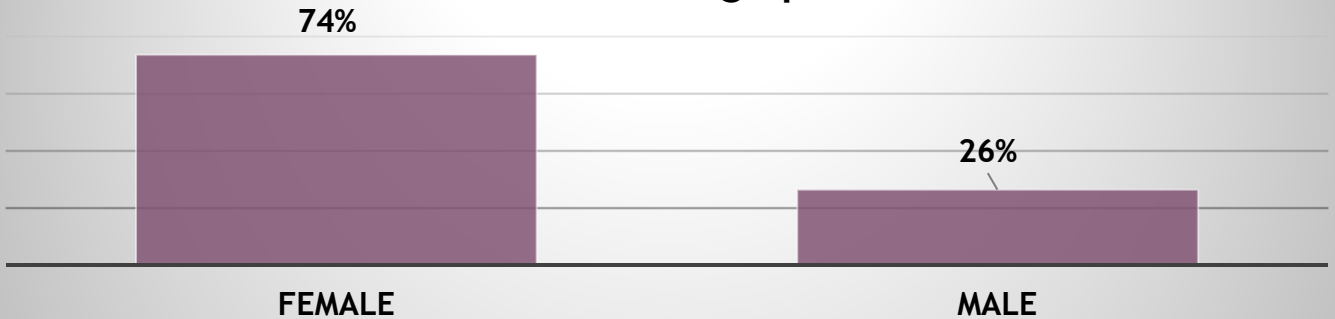
22nd Judicial District Dolores and Montezuma Counties

Race and Ethnicity Demographics

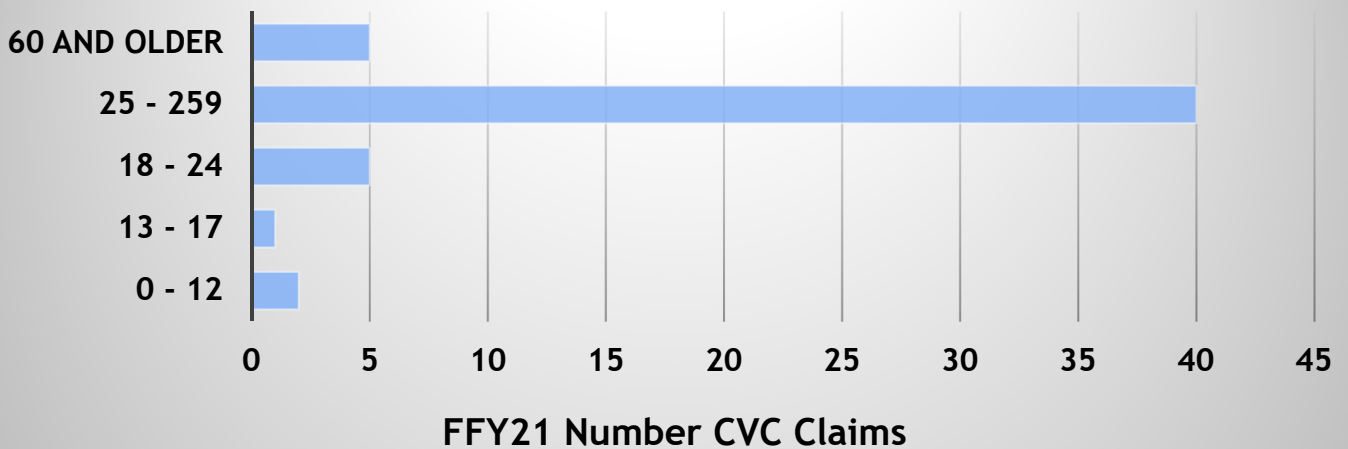


*Includes Native American, Asian, Native Hawaiian / Pacific Islander and Multiple Races

Gender Demographics



Age Demographics



Colorado Crime Victim Compensation Contact Information

Thank you for your time in reviewing

The Colorado

Crime Victim Compensation

FFY 2021 Annual Program Report

This report reflects the critical
financial assistance provided to victims of crime
throughout Colorado.

Additional information about Colorado's Crime Victim
Compensation Programs is available on the Division of Criminal
Justice, Office for Victims Program's website at:

dcj.colorado.gov/crime-victim-compensation

General questions about the CVC Program resources and referrals may
also be directed to:

The Division of Criminal Justice

Office for Victims Programs

700 Kipling Street, Suite 1000

Denver, CO 80215

720 672-2166 or 303 239-5719